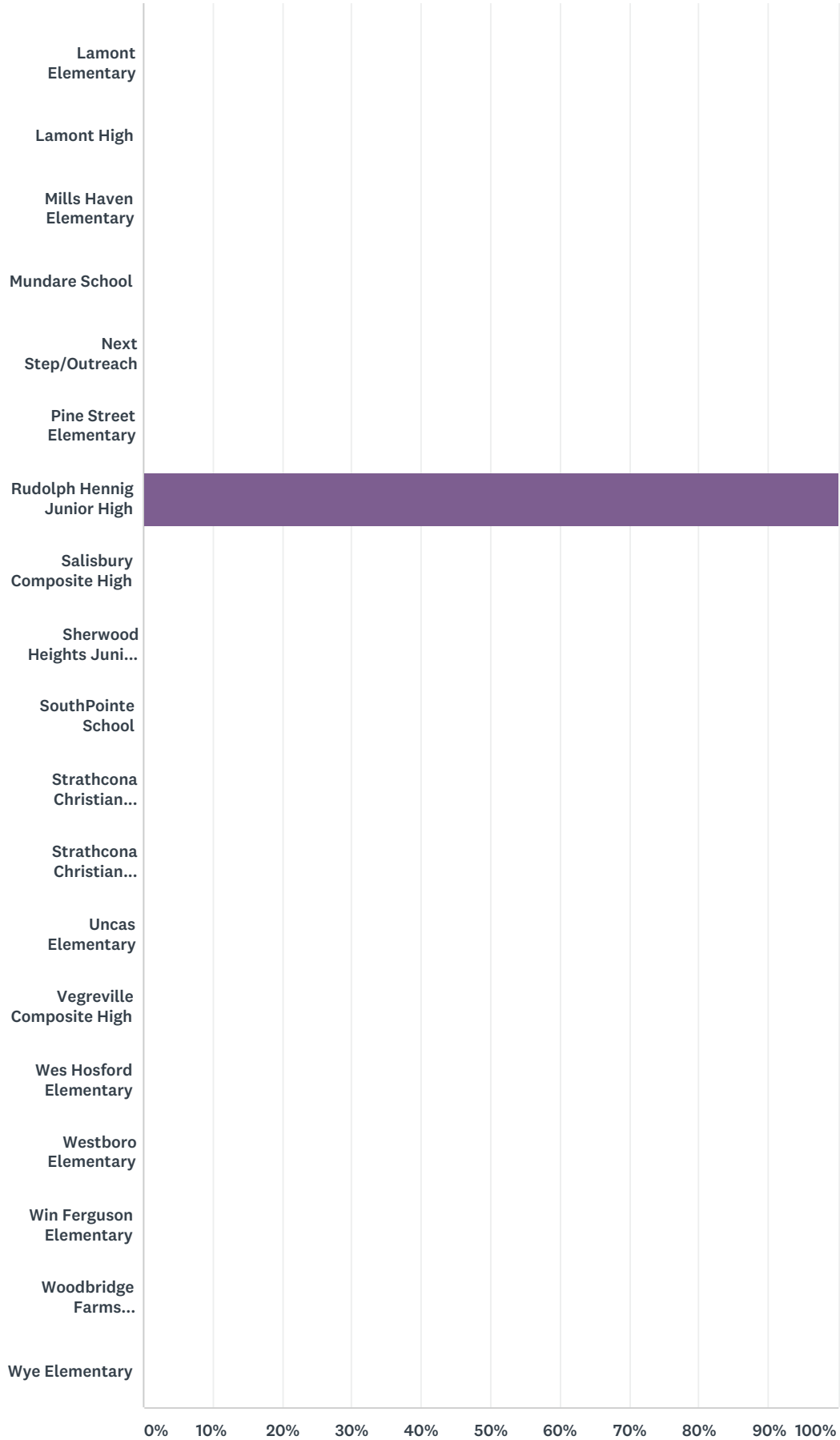


# Q1 What school does your child currently attend?

Answered: 62 Skipped: 0



# EIPS Parent Survey 2018-19



EIPS Parent Survey 2018-19

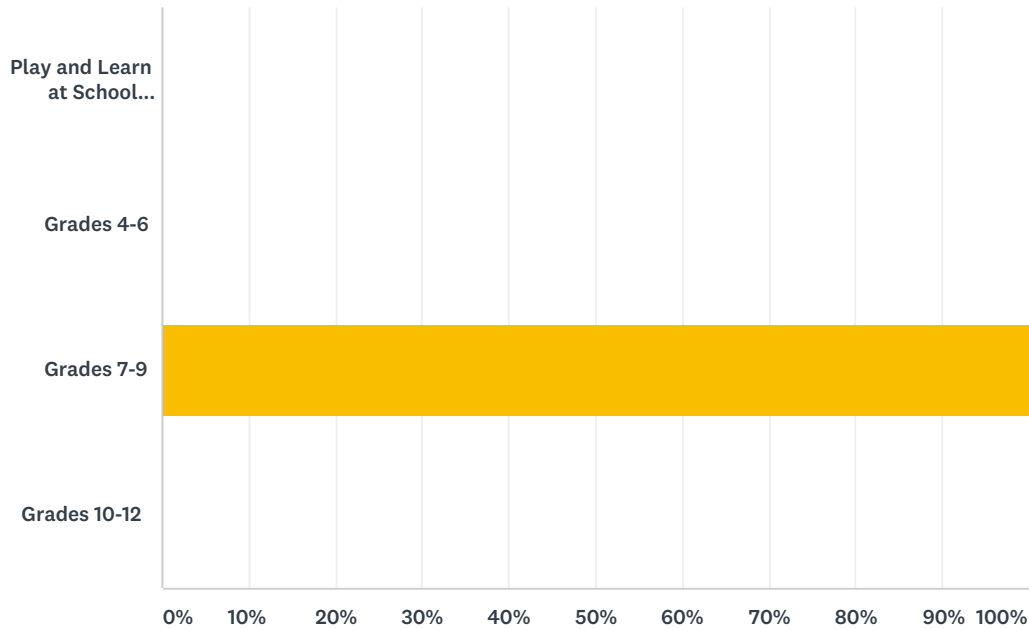
ANSWER CHOICES	RESPONSES	
A.L. Horton Elementary	0.00%	0
Andrew School	0.00%	0
Ardrossan Elementary	0.00%	0
Ardrossan Junior Senior High	0.00%	0
Bev Facey Community High	0.00%	0
Brentwood Elementary	0.00%	0
Bruderheim School	0.00%	0
Clover Bar Junior High	0.00%	0
Davidson Creek Elementary	0.00%	0
École Campbelltown	0.00%	0
École Parc Élémentaire	0.00%	0
F.R. Haythorne Junior High	0.00%	0
Fort Saskatchewan Christian	0.00%	0
Fort Saskatchewan Elementary	0.00%	0
Fort Saskatchewan Senior High	0.00%	0
Fultonvale Elementary Junior High	0.00%	0
Glen Allan Elementary	0.00%	0
James Mowat Elementary	0.00%	0
Lakeland Ridge	0.00%	0
Lamont Elementary	0.00%	0
Lamont High	0.00%	0
Mills Haven Elementary	0.00%	0
Mundare School	0.00%	0
Next Step/Outreach	0.00%	0
Pine Street Elementary	0.00%	0
Rudolph Hennig Junior High	100.00%	62
Salisbury Composite High	0.00%	0
Sherwood Heights Junior High	0.00%	0
SouthPointe School	0.00%	0
Strathcona Christian Academy Elementary	0.00%	0
Strathcona Christian Academy Secondary	0.00%	0
Uncas Elementary	0.00%	0
Vegreville Composite High	0.00%	0
Wes Hosford Elementary	0.00%	0

## EIPS Parent Survey 2018-19

Westboro Elementary	0.00%	0
Win Ferguson Elementary	0.00%	0
Woodbridge Farms Elementary	0.00%	0
Wye Elementary	0.00%	0
TOTAL		62

## Q2 What grade is your child currently in?

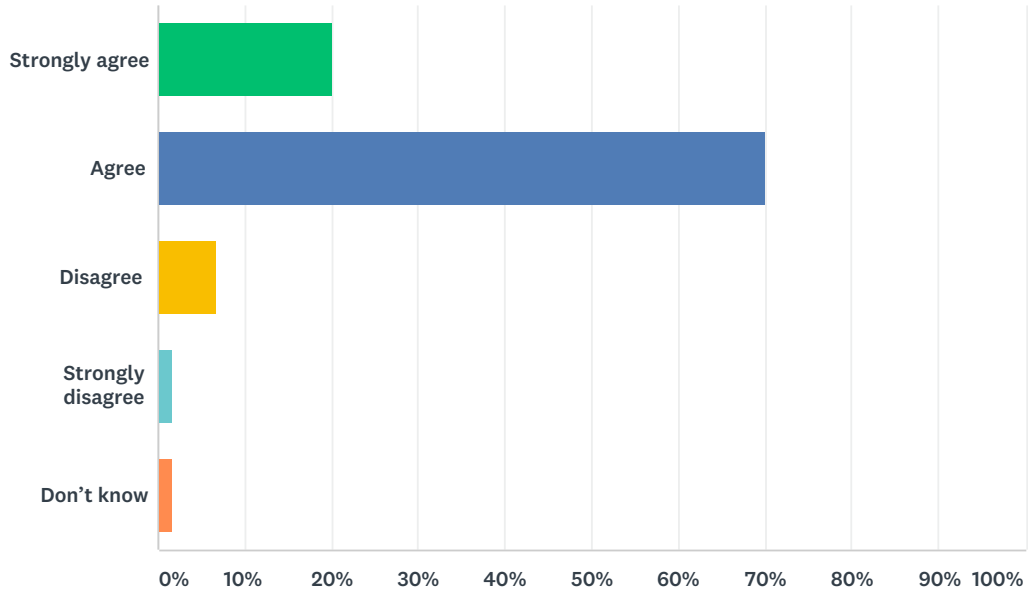
Answered: 62 Skipped: 0



ANSWER CHOICES	RESPONSES
Play and Learn at School (PALS)KindergartenGrades 1-3	0.00% 0
Grades 4-6	0.00% 0
Grades 7-9	100.00% 62
Grades 10-12	0.00% 0
TOTAL	62

### Q3 My child's individual needs are met.

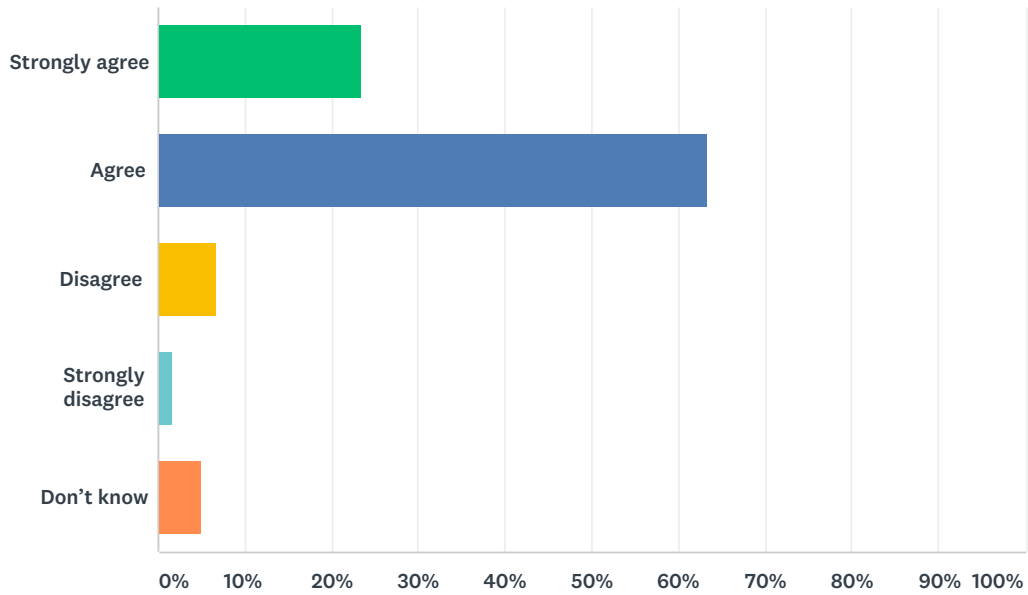
Answered: 60 Skipped: 2



ANSWER CHOICES	RESPONSES	
Strongly agree	20.00%	12
Agree	70.00%	42
Disagree	6.67%	4
Strongly disagree	1.67%	1
Don't know	1.67%	1
<b>TOTAL</b>		<b>60</b>

## Q4 My child is encouraged at school to do his or her best.

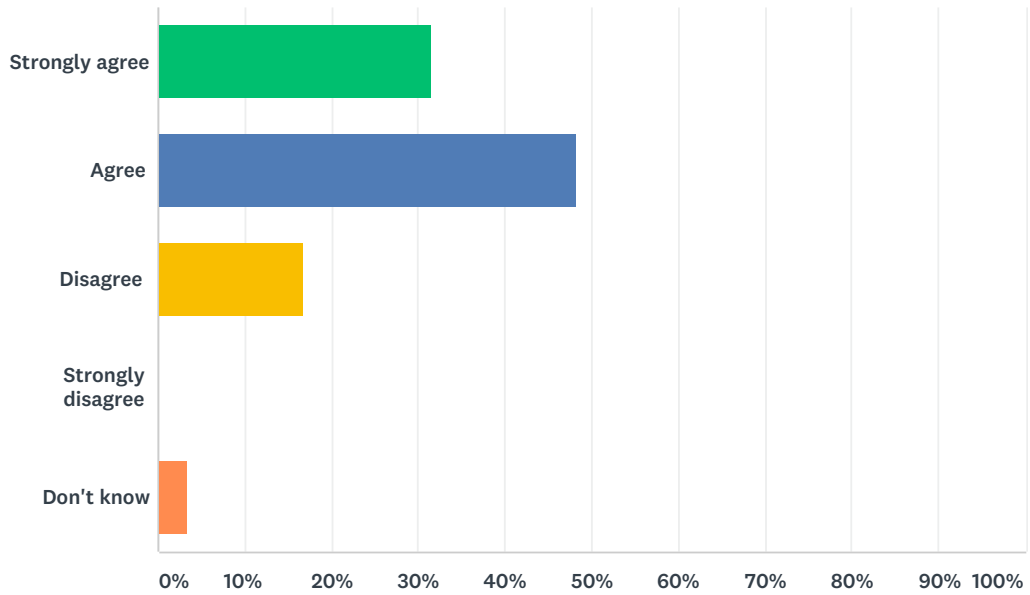
Answered: 60 Skipped: 2



ANSWER CHOICES	RESPONSES	
Strongly agree	23.33%	14
Agree	63.33%	38
Disagree	6.67%	4
Strongly disagree	1.67%	1
Don't know	5.00%	3
<b>TOTAL</b>		<b>60</b>

### Q5 My child is demonstrating growth in literacy.

Answered: 60 Skipped: 2

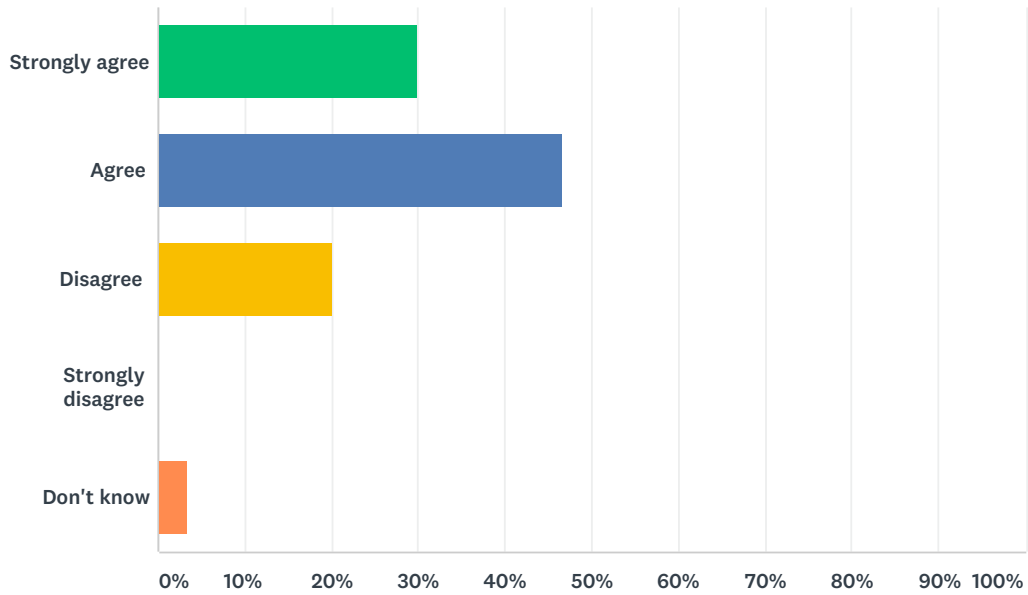


ANSWER CHOICES	RESPONSES	
Strongly agree	31.67%	19
Agree	48.33%	29
Disagree	16.67%	10
Strongly disagree	0.00%	0
Don't know	3.33%	2
<b>TOTAL</b>		<b>60</b>



## Q6 My child is demonstrating growth in numeracy.

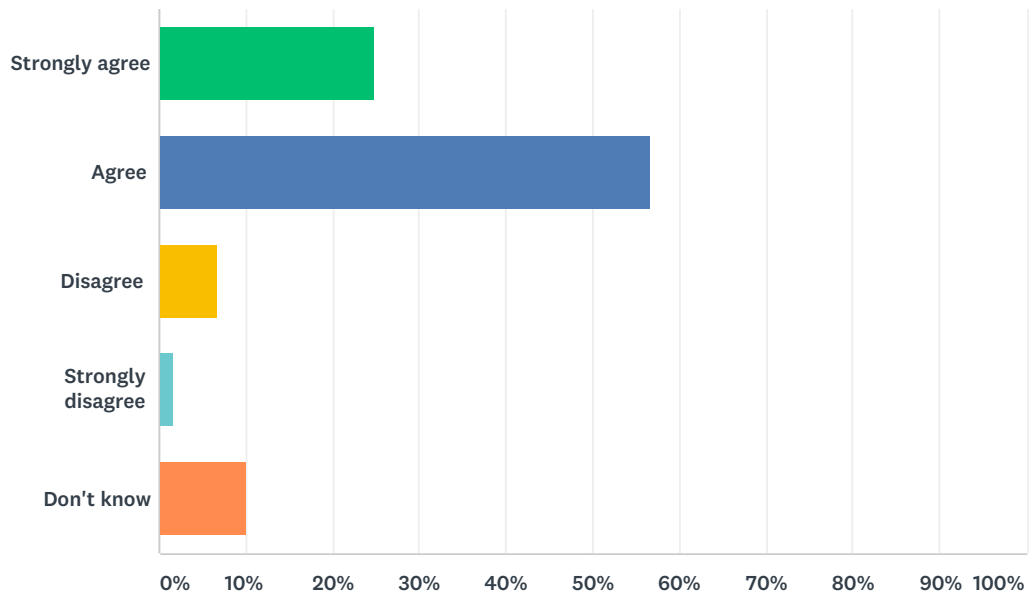
Answered: 60 Skipped: 2



ANSWER CHOICES	RESPONSES	
Strongly agree	30.00%	18
Agree	46.67%	28
Disagree	20.00%	12
Strongly disagree	0.00%	0
Don't know	3.33%	2
<b>TOTAL</b>		<b>60</b>

## Q7 My child has an understanding of First Nations, Métis and Inuit culture and history.

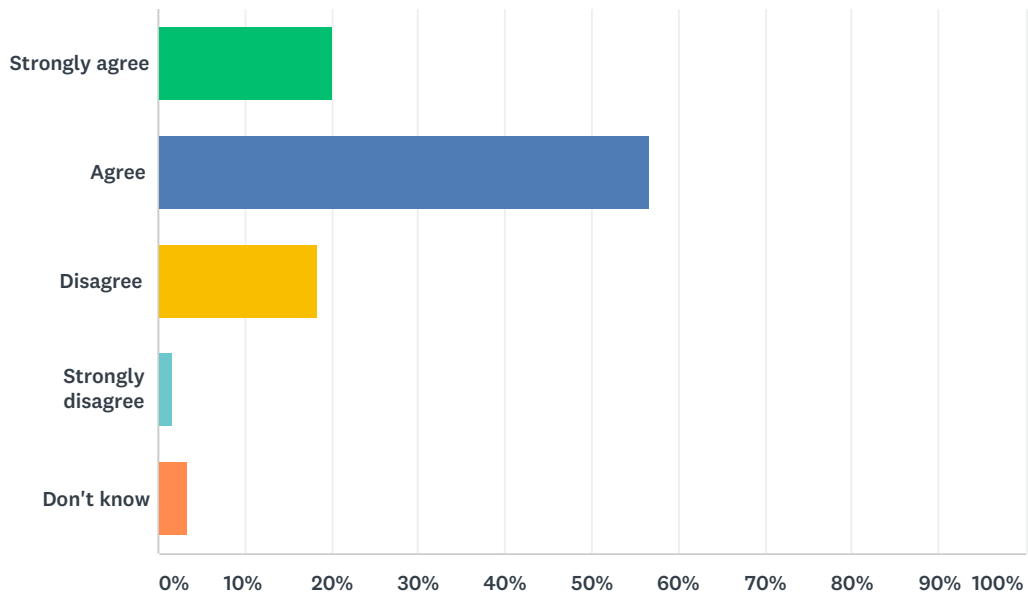
Answered: 60 Skipped: 2



ANSWER CHOICES	RESPONSES	
Strongly agree	25.00%	15
Agree	56.67%	34
Disagree	6.67%	4
Strongly disagree	1.67%	1
Don't know	10.00%	6
<b>TOTAL</b>		<b>60</b>

## Q8 My child is being taught knowledge, skills and attitudes necessary to be successful in life.

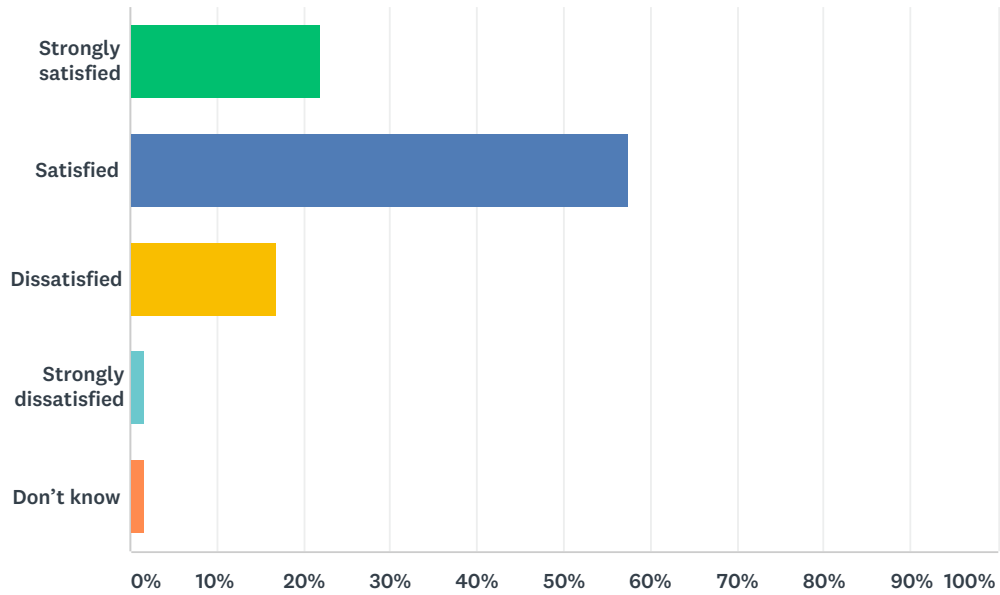
Answered: 60 Skipped: 2



ANSWER CHOICES	RESPONSES	
Strongly agree	20.00%	12
Agree	56.67%	34
Disagree	18.33%	11
Strongly disagree	1.67%	1
Don't know	3.33%	2
<b>TOTAL</b>		<b>60</b>

## Q9 How satisfied are you with the quality of education your child is receiving at his or her school?

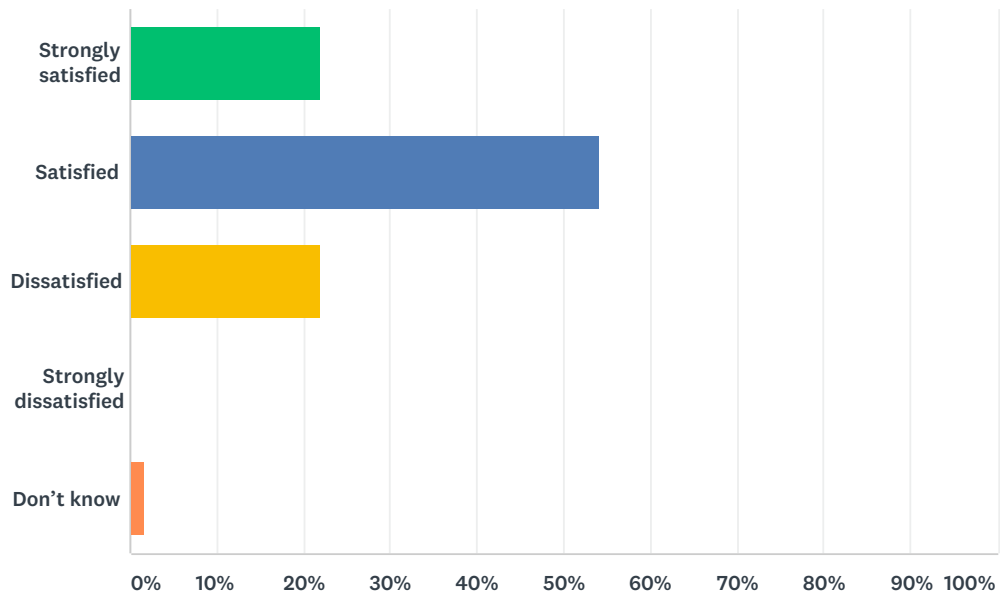
Answered: 59 Skipped: 3



ANSWER CHOICES	RESPONSES	
Strongly satisfied	22.03%	13
Satisfied	57.63%	34
Dissatisfied	16.95%	10
Strongly dissatisfied	1.69%	1
Don't know	1.69%	1
<b>TOTAL</b>		<b>59</b>

## Q10 How satisfied are you with the quality of teaching at your child's school?

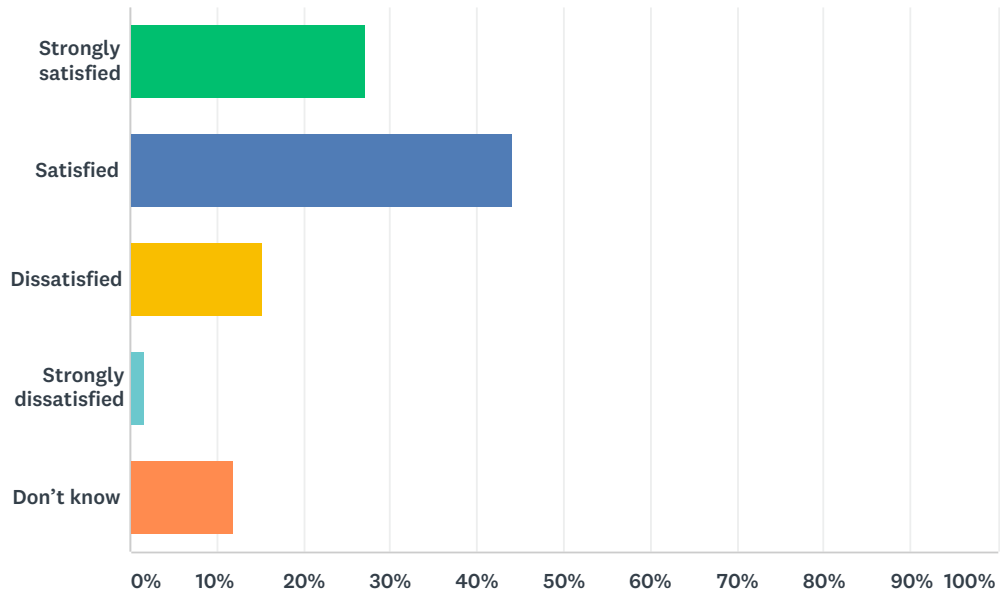
Answered: 59 Skipped: 3



ANSWER CHOICES	RESPONSES	
Strongly satisfied	22.03%	13
Satisfied	54.24%	32
Dissatisfied	22.03%	13
Strongly dissatisfied	0.00%	0
Don't know	1.69%	1
<b>TOTAL</b>		<b>59</b>

## Q11 How satisfied are you with the leadership in your child's school?

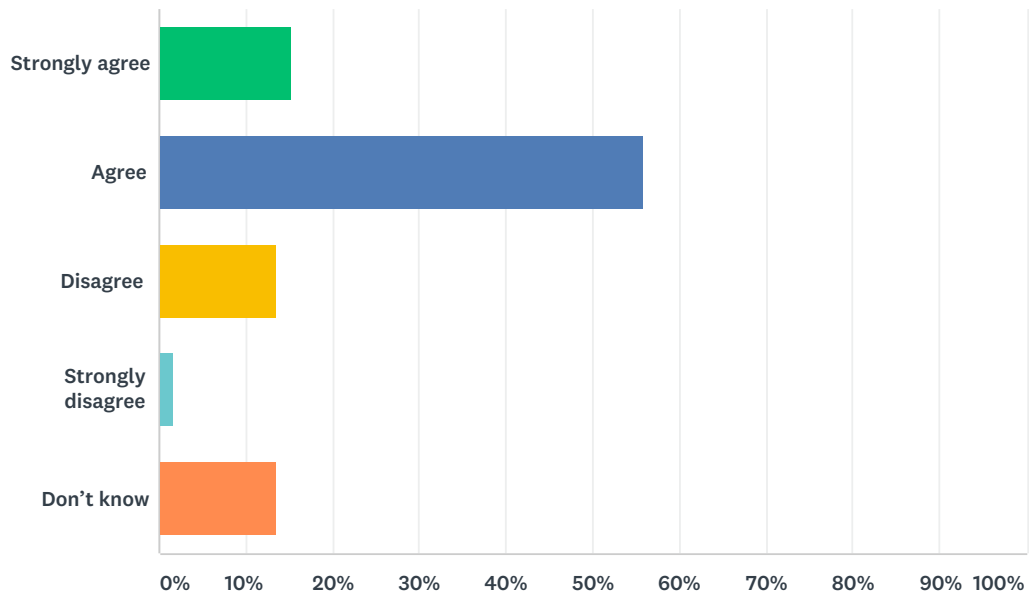
Answered: 59 Skipped: 3



ANSWER CHOICES	RESPONSES	
Strongly satisfied	27.12%	16
Satisfied	44.07%	26
Dissatisfied	15.25%	9
Strongly dissatisfied	1.69%	1
Don't know	11.86%	7
<b>TOTAL</b>		<b>59</b>

## Q12 The rights and responsibilities of citizenship are reinforced in my child's school.

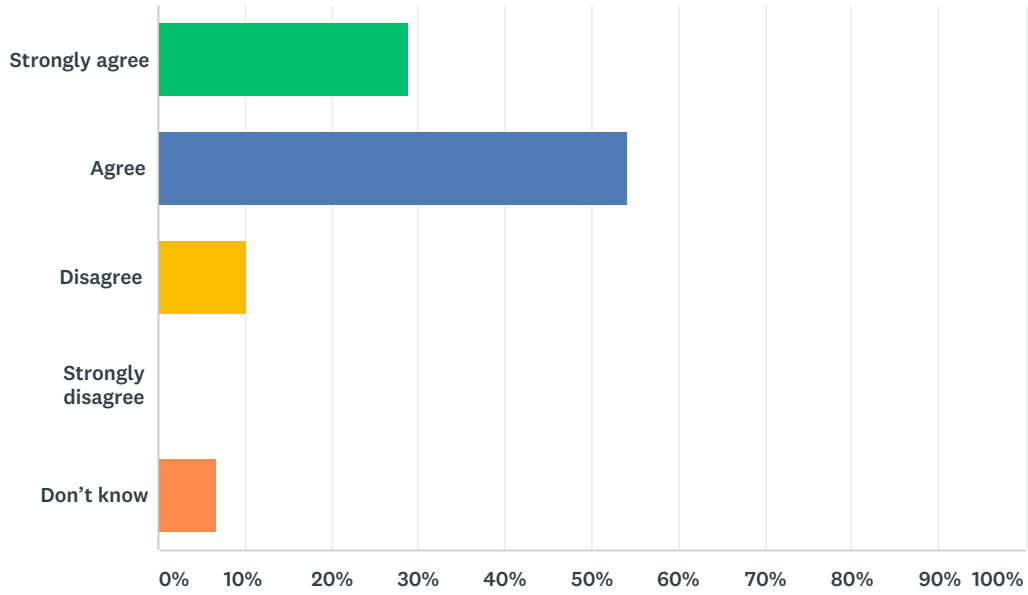
Answered: 59 Skipped: 3



ANSWER CHOICES	RESPONSES	
Strongly agree	15.25%	9
Agree	55.93%	33
Disagree	13.56%	8
Strongly disagree	1.69%	1
Don't know	13.56%	8
<b>TOTAL</b>		<b>59</b>

### Q13 The school staff care about my child.

Answered: 59 Skipped: 3

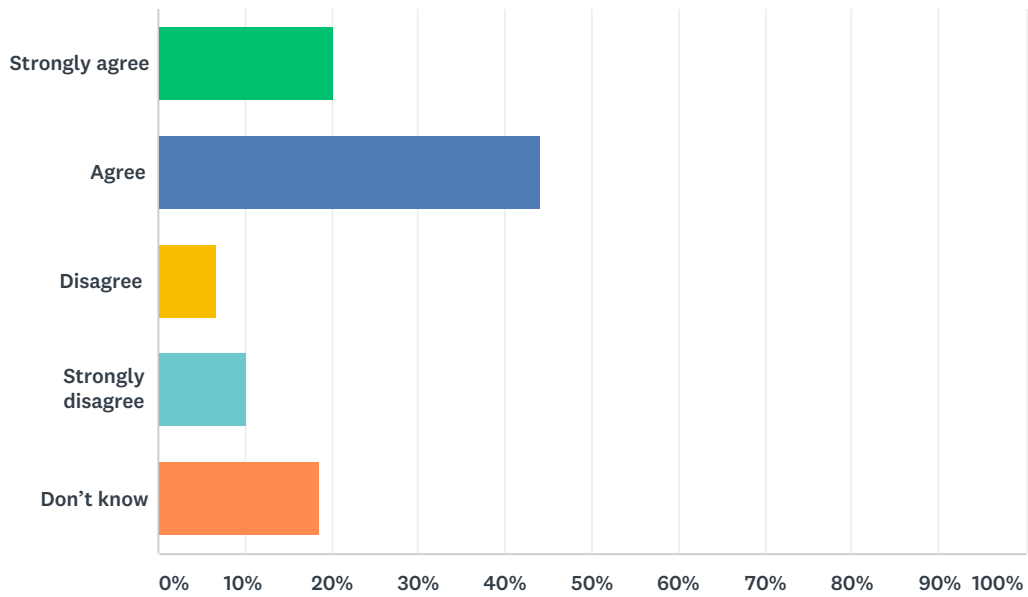


ANSWER CHOICES	RESPONSES	
Strongly agree	28.81%	17
Agree	54.24%	32
Disagree	10.17%	6
Strongly disagree	0.00%	0
Don't know	6.78%	4
<b>TOTAL</b>		<b>59</b>



## Q14 Discipline is handled in a fair and reasonable manner in my child's school.

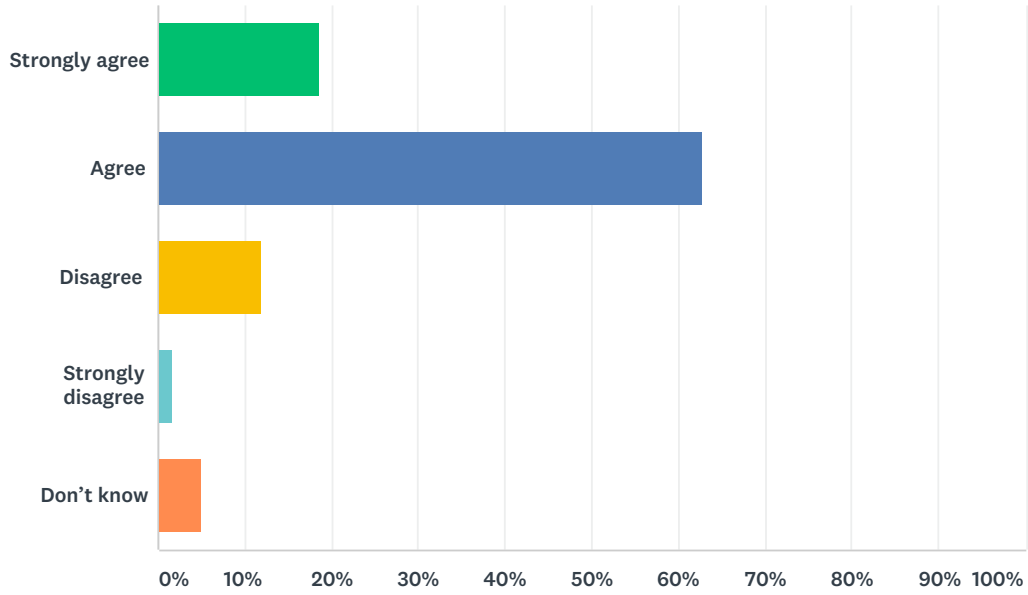
Answered: 59 Skipped: 3



ANSWER CHOICES	RESPONSES	
Strongly agree	20.34%	12
Agree	44.07%	26
Disagree	6.78%	4
Strongly disagree	10.17%	6
Don't know	18.64%	11
<b>TOTAL</b>		<b>59</b>

### Q15 My child's school is safe.

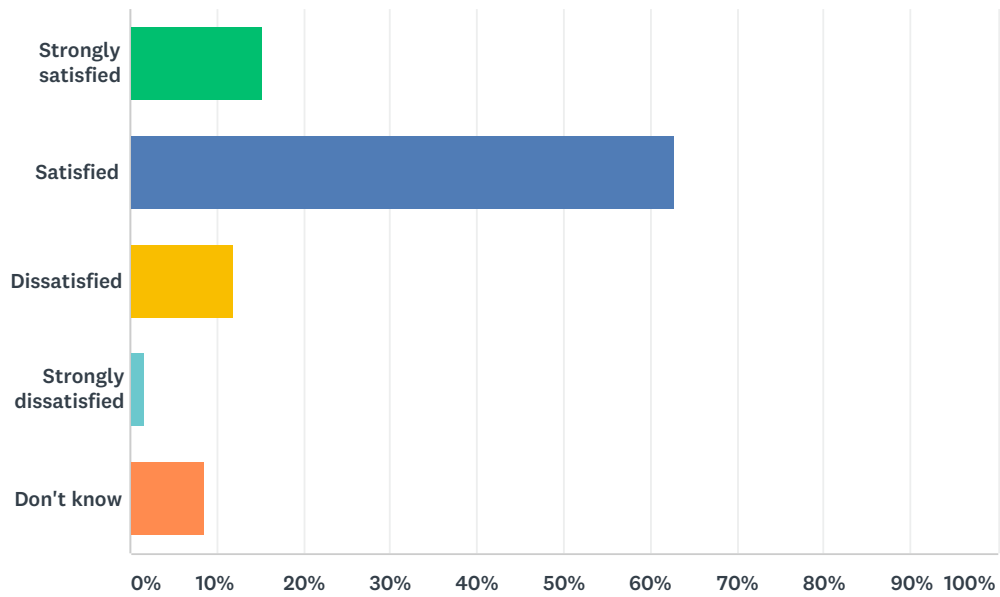
Answered: 59 Skipped: 3



ANSWER CHOICES	RESPONSES	
Strongly agree	18.64%	11
Agree	62.71%	37
Disagree	11.86%	7
Strongly disagree	1.69%	1
Don't know	5.08%	3
<b>TOTAL</b>		<b>59</b>

## Q16 How satisfied are you with the resources available to support your child's learning?

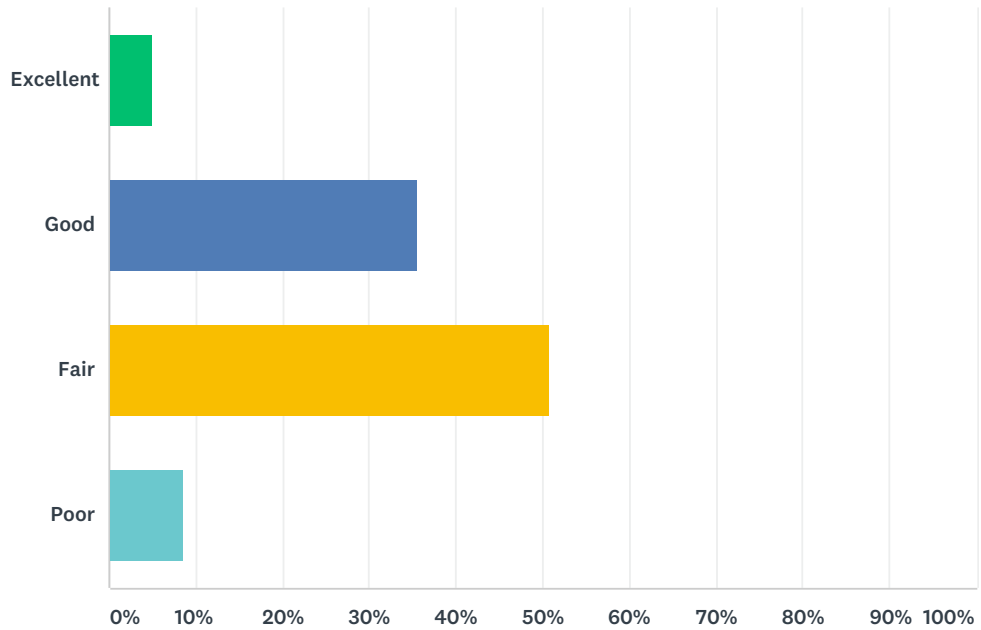
Answered: 59 Skipped: 3



ANSWER CHOICES	RESPONSES	
Strongly satisfied	15.25%	9
Satisfied	62.71%	37
Dissatisfied	11.86%	7
Strongly dissatisfied	1.69%	1
Don't know	8.47%	5
<b>TOTAL</b>		<b>59</b>

### Q17 How would you rate the physical condition of your child's school?

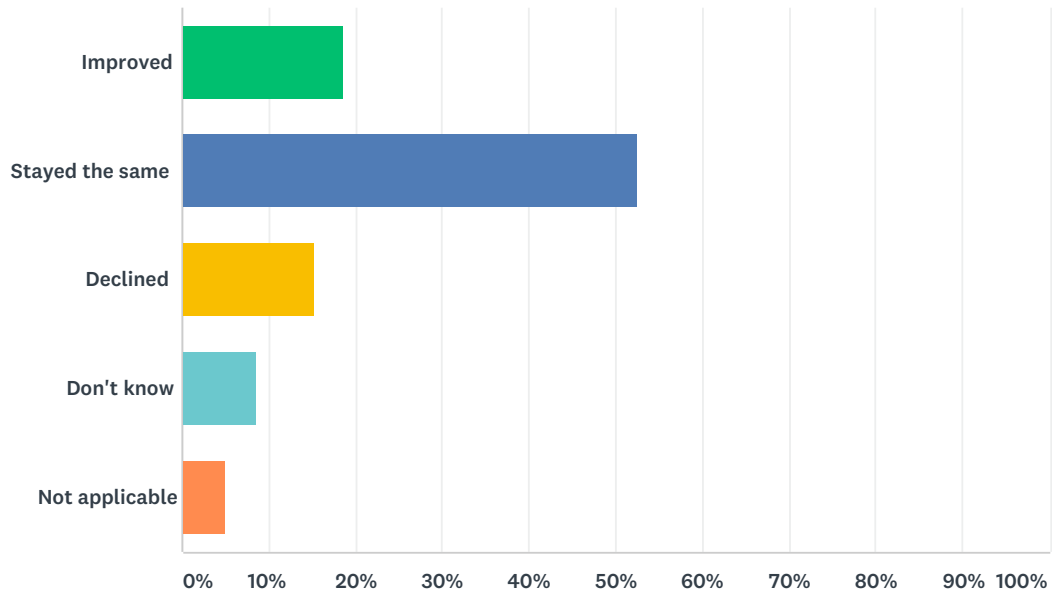
Answered: 59 Skipped: 3



ANSWER CHOICES	RESPONSES
Excellent	5.08% 3
Good	35.59% 21
Fair	50.85% 30
Poor	8.47% 5
TOTAL	59

## Q18 In your opinion, has the quality of education your child has experienced at school improved, stayed the same or declined in the past three years?

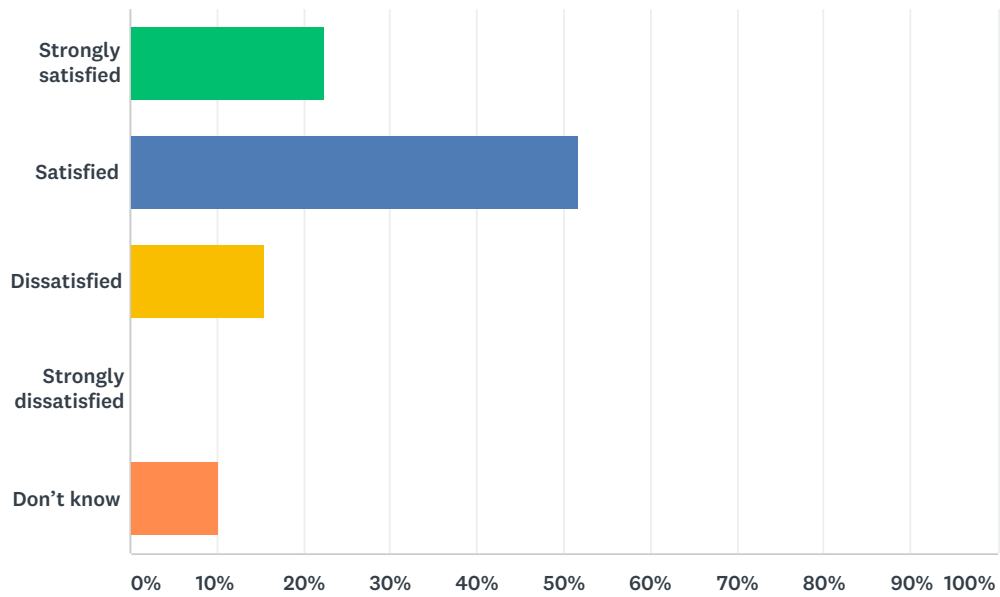
Answered: 59 Skipped: 3



ANSWER CHOICES	RESPONSES	
Improved	18.64%	11
Stayed the same	52.54%	31
Declined	15.25%	9
Don't know	8.47%	5
Not applicable	5.08%	3
<b>TOTAL</b>		<b>59</b>

## Q19 How satisfied are you with the opportunity to be involved in decisions at your child's school?

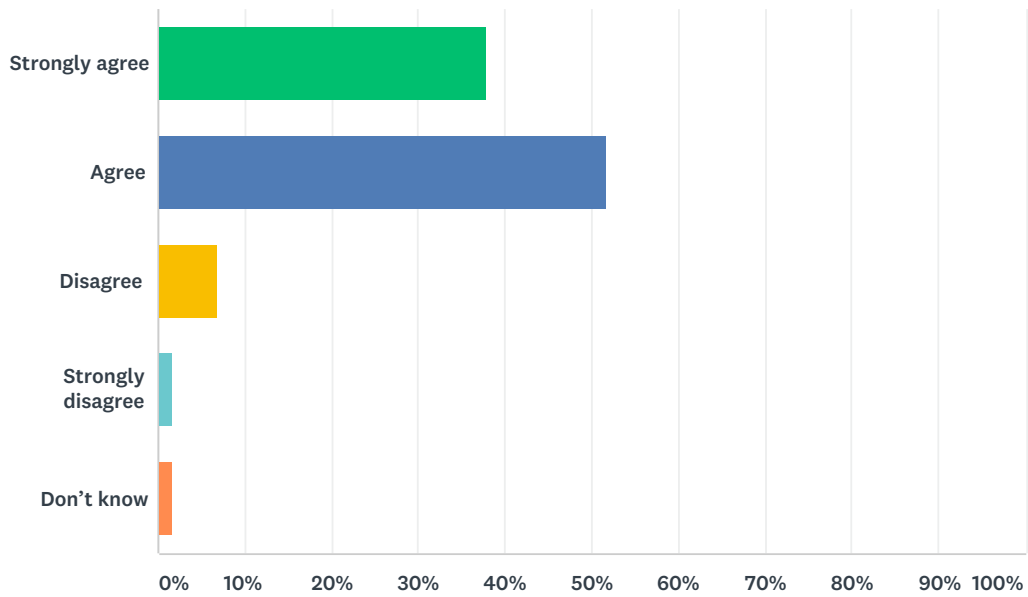
Answered: 58 Skipped: 4



ANSWER CHOICES	RESPONSES	
Strongly satisfied	22.41%	13
Satisfied	51.72%	30
Dissatisfied	15.52%	9
Strongly dissatisfied	0.00%	0
Don't know	10.34%	6
<b>TOTAL</b>		<b>58</b>

## Q20 The school keeps me informed about my child's progress and achievement.

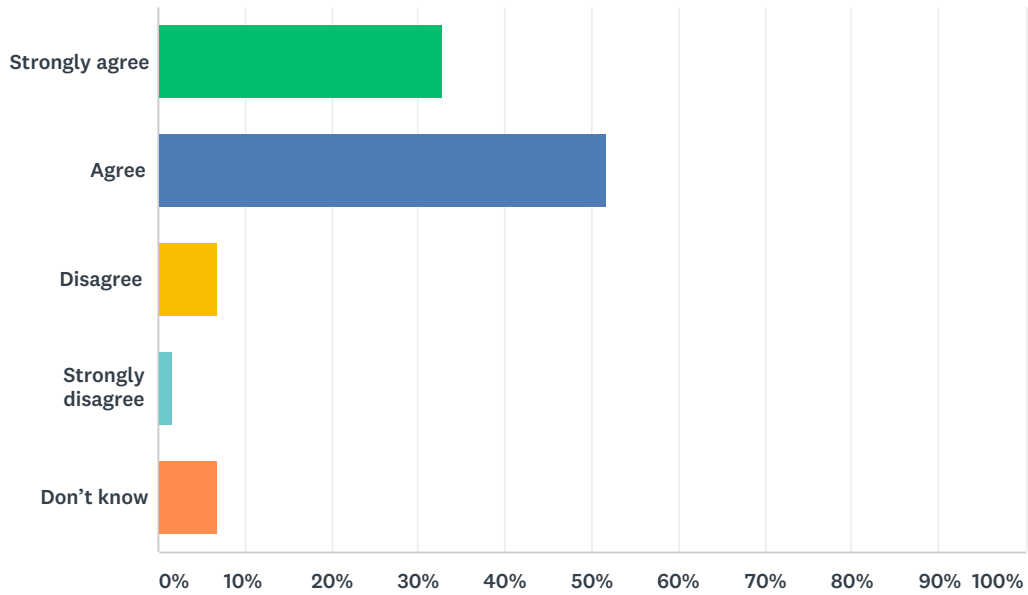
Answered: 58 Skipped: 4



ANSWER CHOICES	RESPONSES	
Strongly agree	37.93%	22
Agree	51.72%	30
Disagree	6.90%	4
Strongly disagree	1.72%	1
Don't know	1.72%	1
<b>TOTAL</b>		<b>58</b>

## Q21 There is open and honest communication within my child's school.

Answered: 58 Skipped: 4

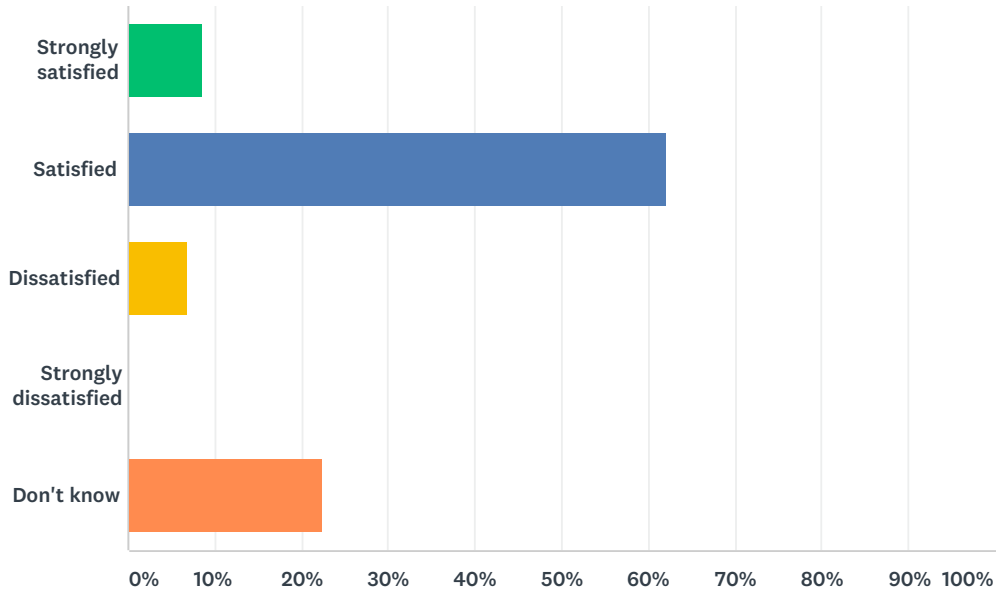


ANSWER CHOICES	RESPONSES	
Strongly agree	32.76%	19
Agree	51.72%	30
Disagree	6.90%	4
Strongly disagree	1.72%	1
Don't know	6.90%	4
<b>TOTAL</b>		<b>58</b>



Q22 How satisfied are you with the community partnerships that may be established at your school? For example: Saffron, KEYS program, Green Certificate, lunch programs, after-school programs, RAP, Tools for School, Scratch Day, Entrepreneurial Adventure, scholarships/grants, etc.

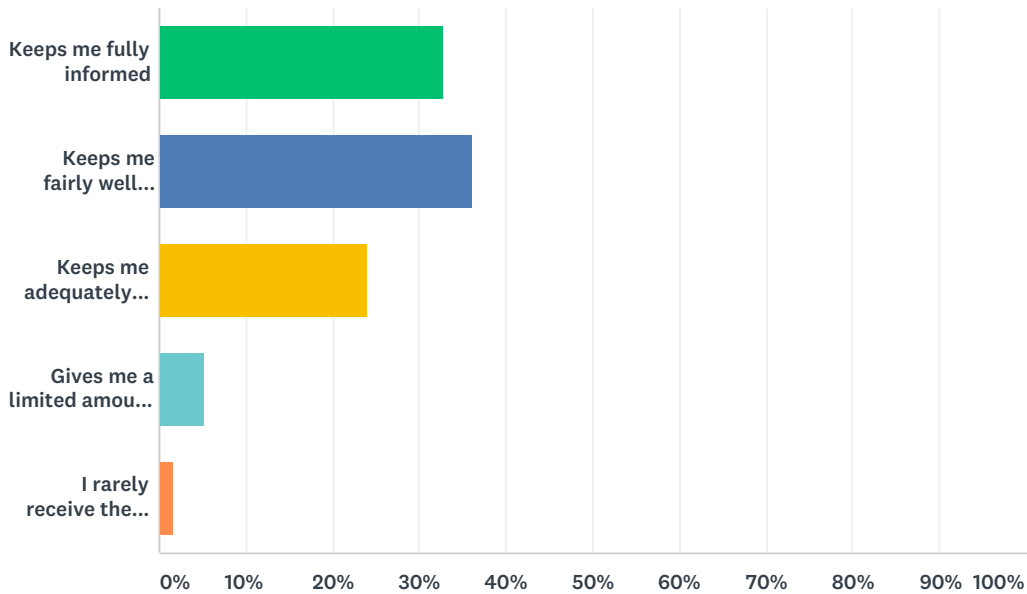
Answered: 58 Skipped: 4



ANSWER CHOICES	RESPONSES	
Strongly satisfied	8.62%	5
Satisfied	62.07%	36
Dissatisfied	6.90%	4
Strongly dissatisfied	0.00%	0
Don't know	22.41%	13
<b>TOTAL</b>		<b>58</b>

Q23 Elk Island Public Schools appreciates the opportunity to stay connected with parents about news, activities, programs and other matters of importance. What is your impression of the communication you receive from your child's school?

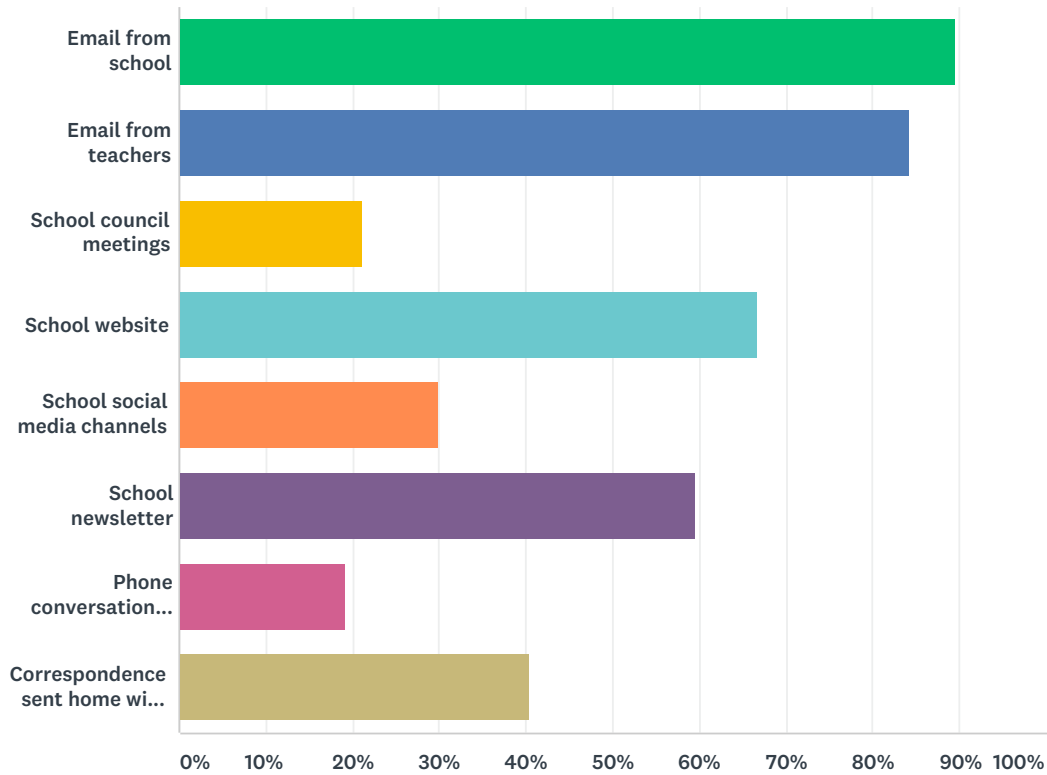
Answered: 58 Skipped: 4



ANSWER CHOICES	RESPONSES	
Keeps me fully informed	32.76%	19
Keeps me fairly well informed	36.21%	21
Keeps me adequately informed	24.14%	14
Gives me a limited amount of information	5.17%	3
I rarely receive the information I need	1.72%	1
<b>TOTAL</b>		<b>58</b>

## Q24 Do you regularly make use of the following to keep up to date on school activities, programs, etc.? Check all that apply.

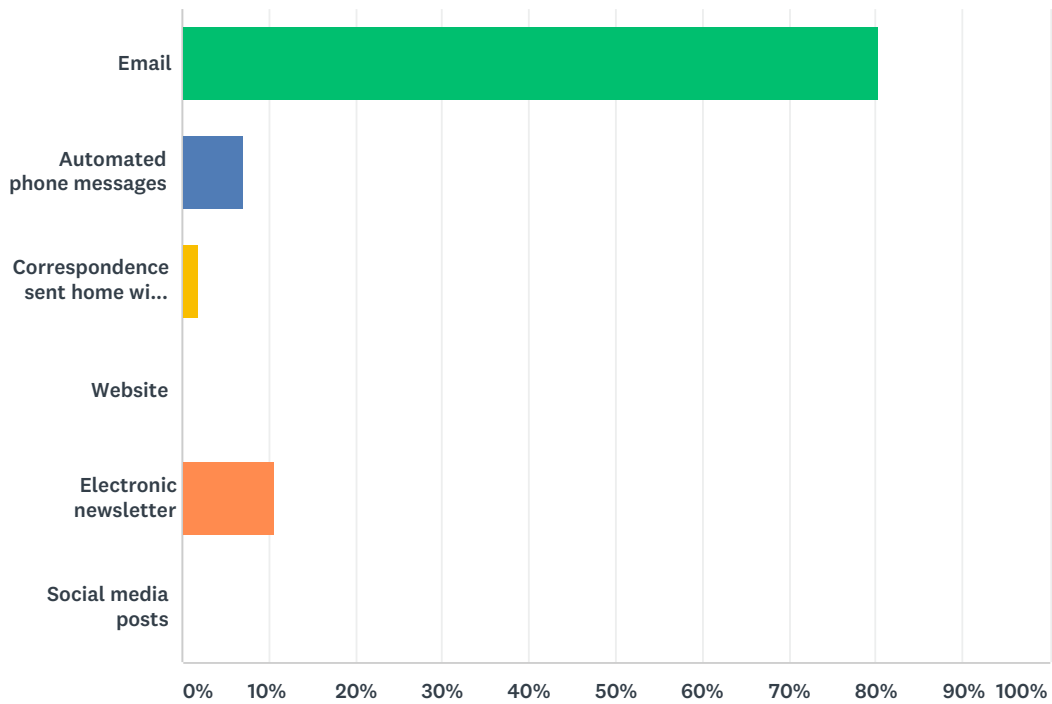
Answered: 57 Skipped: 5



ANSWER CHOICES	RESPONSES	
Email from school	89.47%	51
Email from teachers	84.21%	48
School council meetings	21.05%	12
School website	66.67%	38
School social media channels	29.82%	17
School newsletter	59.65%	34
Phone conversations with the school or teachers	19.30%	11
Correspondence sent home with your child	40.35%	23
Total Respondents: 57		

## Q25 What is your most preferred method of communication from the school and Division?

Answered: 56 Skipped: 6

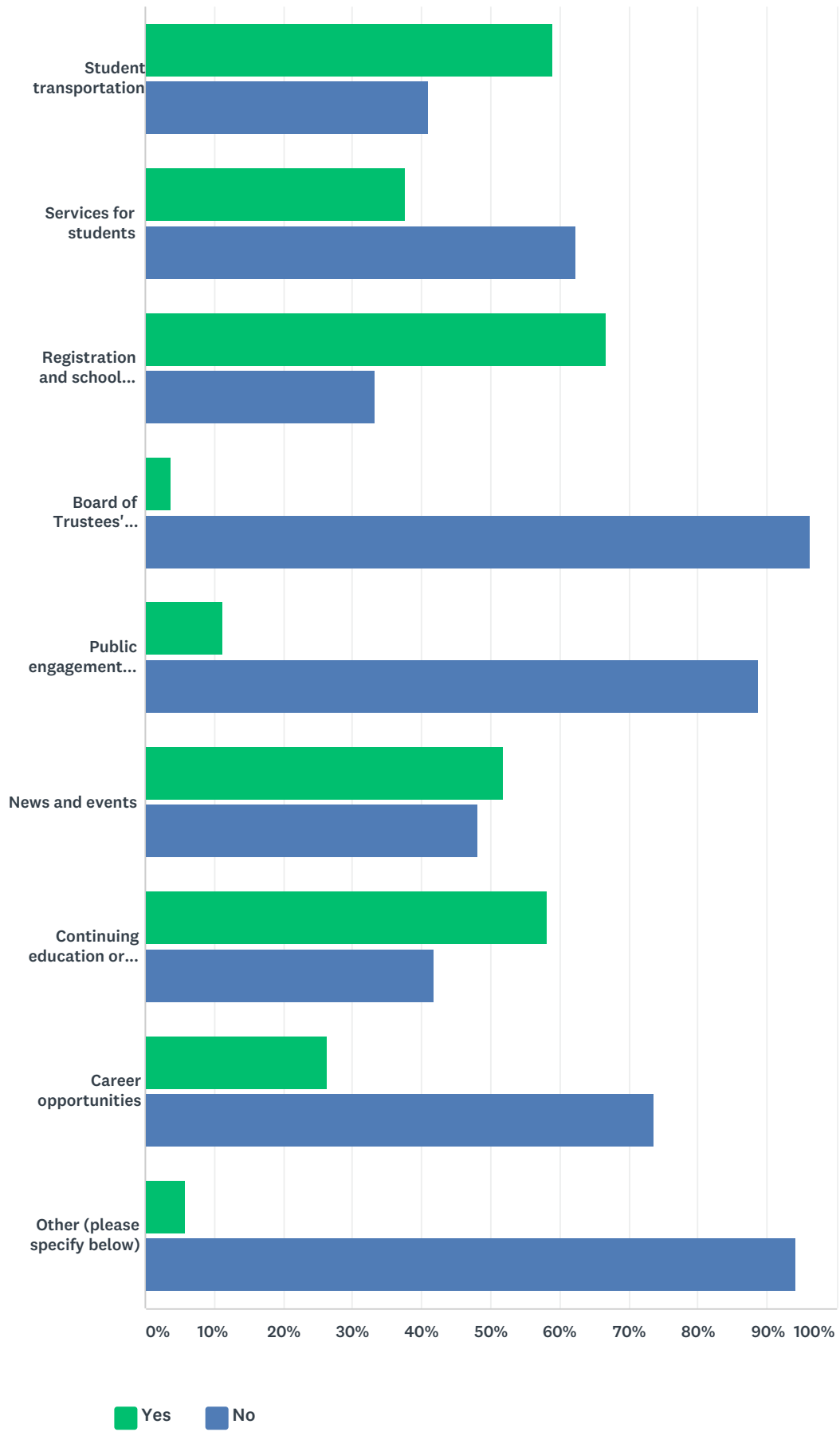


ANSWER CHOICES	RESPONSES	
Email	80.36%	45
Automated phone messages	7.14%	4
Correspondence sent home with your child	1.79%	1
Website	0.00%	0
Electronic newsletter	10.71%	6
Social media posts	0.00%	0
<b>TOTAL</b>		<b>56</b>

Q26 Do you visit the Division website ([www.eips.ca](http://www.eips.ca)) for information on:

Answered: 57 Skipped: 5

### EIPS Parent Survey 2018-19



■ Yes   
 ■ No

YES	NO	TOTAL	WEIGHTED AVERAGE
-----	----	-------	------------------

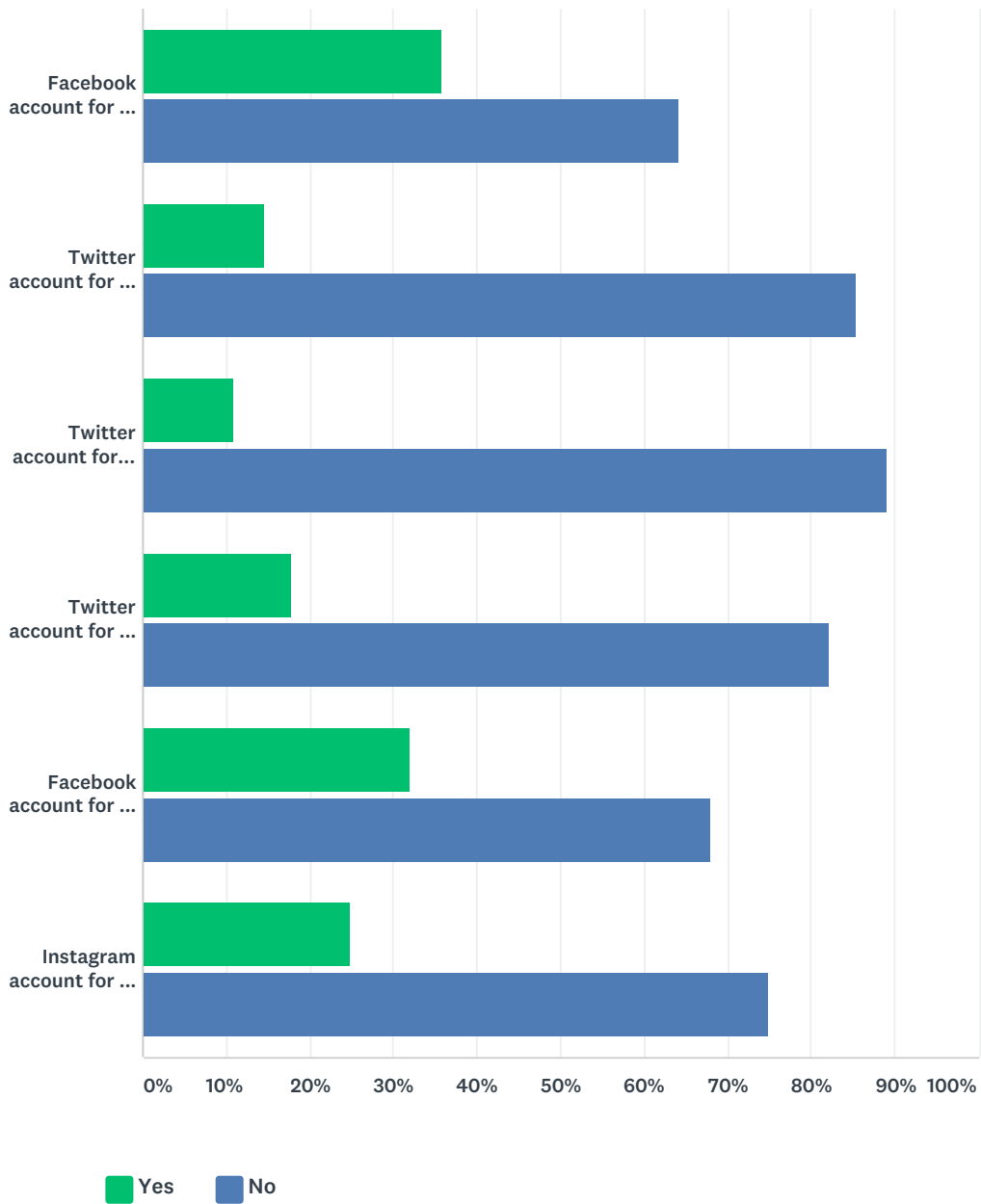
## EIPS Parent Survey 2018-19

Student transportation	58.93% 33	41.07% 23	56	1.59
Services for students	37.74% 20	62.26% 33	53	1.38
Registration and school boundaries	66.67% 38	33.33% 19	57	1.67
Board of Trustees' meetings	3.77% 2	96.23% 51	53	1.04
Public engagement initiatives	11.32% 6	88.68% 47	53	1.11
News and events	51.79% 29	48.21% 27	56	1.52
Continuing education or summer courses	58.18% 32	41.82% 23	55	1.58
Career opportunities	26.42% 14	73.58% 39	53	1.26
Other (please specify below)	5.88% 2	94.12% 32	34	1.06

#	OTHER:	DATE
1	School calendar	3/20/2019 6:47 PM
2	Schedule	3/12/2019 10:33 AM

## Q27 The Division and schools often share news and information on social media. Do you follow:

Answered: 57 Skipped: 5



	YES	NO	TOTAL	WEIGHTED AVERAGE
Facebook account for the Division (Facebook.com/ElkIslandPublicSchools)	35.71% 20	64.29% 36	56	1.36
Twitter account for the Division (@eips)	14.55% 8	85.45% 47	55	1.15
Twitter account for EIPS Student Transportation (@eipsST)	10.91% 6	89.09% 49	55	1.11
Twitter account for my child's school	17.86% 10	82.14% 46	56	1.18



## EIPS Parent Survey 2018-19

---

Facebook account for my child's school, if applicable	32.08%	67.92%		
	17	36	53	1.32
Instagram account for my child's school, if applicable	25.00%	75.00%		
	14	42	56	1.25

---