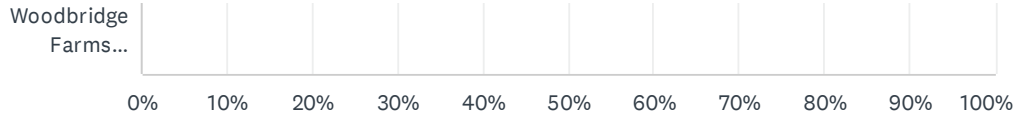






# 2023-24 EIPS Annual Feedback Survey: For Parents and Caregivers



2023-24 EIPS Annual Feedback Survey: For Parents and Caregivers

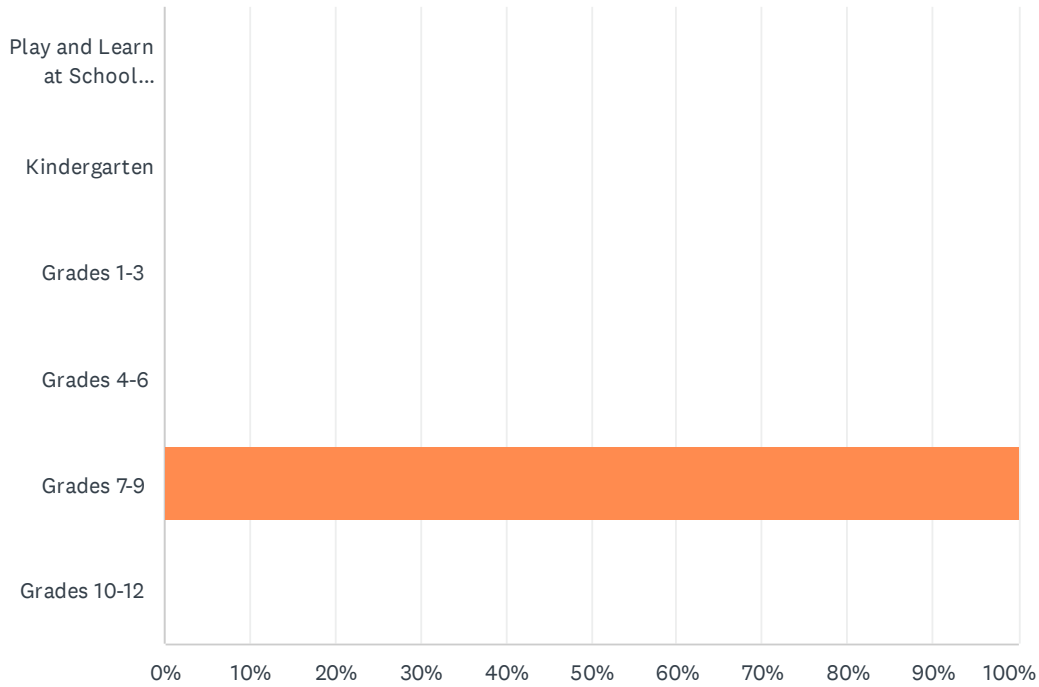
ANSWER CHOICES	RESPONSES	
A.L. Horton Elementary	0.00%	0
Ardrossan Elementary	0.00%	0
Ardrossan Junior Senior High	0.00%	0
Bev Facey Community High	0.00%	0
Brentwood Elementary	0.00%	0
Bruderheim School	0.00%	0
Clover Bar Junior High	0.00%	0
Davidson Creek Elementary	0.00%	0
École Campbelltown	0.00%	0
École Parc Élémentaire	0.00%	0
F.R. Haythorne Junior High	0.00%	0
Fort Saskatchewan Christian	0.00%	0
Fort Saskatchewan Elementary	0.00%	0
Fort Saskatchewan High	0.00%	0
Fultonvale Elementary Junior High	0.00%	0
Glen Allan Elementary	0.00%	0
Heritage Hills Elementary	0.00%	0
James Mowat Elementary	0.00%	0
Lakeland Ridge	0.00%	0
Lamont Elementary	0.00%	0
Lamont High	0.00%	0
Mills Haven Elementary	0.00%	0
Mundare School	0.00%	0
Next Step Fort Saskatchewan	0.00%	0
Next Step Sherwood Park	0.00%	0
Next Step Vegreville	0.00%	0
Pine Street Elementary	0.00%	0
Rudolph Hennig Junior High	100.00%	45
Salisbury Composite High	0.00%	0
Sherwood Heights Junior High	0.00%	0
SouthPointe School	0.00%	0
Strathcona Christian Academy Elementary	0.00%	0

2023-24 EIPS Annual Feedback Survey: For Parents and Caregivers

Strathcona Christian Academy Secondary	0.00%	0
Uncas Elementary	0.00%	0
Vegreville Composite High	0.00%	0
Wes Hosford Elementary	0.00%	0
Westboro Elementary	0.00%	0
Win Ferguson Elementary	0.00%	0
Woodbridge Farms Elementary	0.00%	0
<b>TOTAL</b>		<b>45</b>

## Q2 What grade is your child currently in?

Answered: 45 Skipped: 0



ANSWER CHOICES	RESPONSES	
Play and Learn at School (PALS)	0.00%	0
Kindergarten	0.00%	0
Grades 1-3	0.00%	0
Grades 4-6	0.00%	0
Grades 7-9	100.00%	45
Grades 10-12	0.00%	0
<b>TOTAL</b>		<b>45</b>

### Q3 As a result of being in the Play and Learn at School (PALS) program, my child's demonstrating growth in their development.

Answered: 0 Skipped: 45

 No matching responses.

ANSWER CHOICES	RESPONSES
Strongly agree	0.00% 0
Agree	0.00% 0
Disagree	0.00% 0
Strongly disagree	0.00% 0
Don't know	0.00% 0
<b>TOTAL</b>	<b>0</b>

## Q4 As a result of being in the kindergarten program, my child's becoming ready to enter Grade 1.

Answered: 0 Skipped: 45

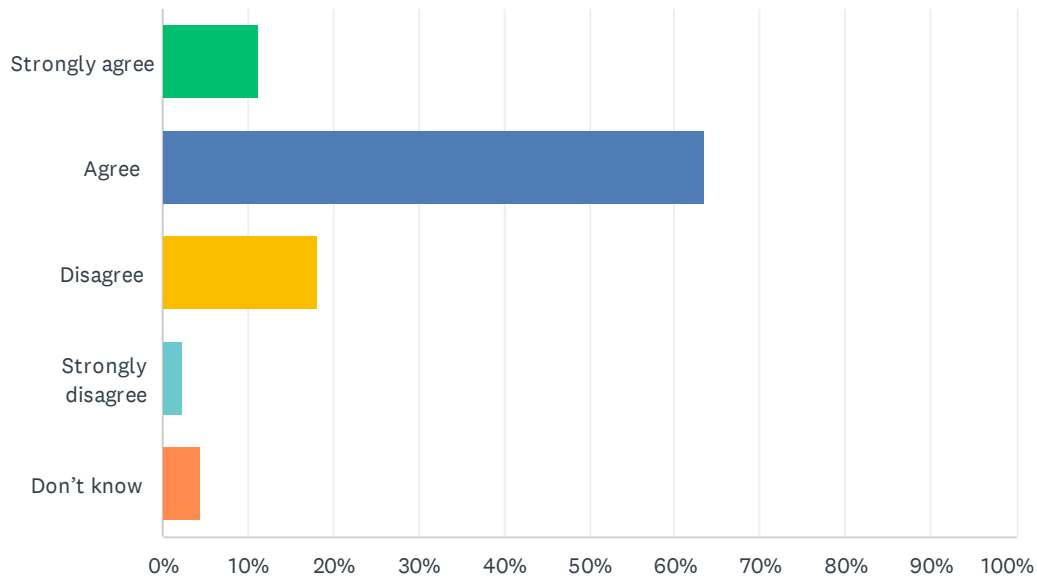
 No matching responses.

ANSWER CHOICES	RESPONSES
Strongly agree	0.00% 0
Agree	0.00% 0
Disagree	0.00% 0
Strongly disagree	0.00% 0
Don't know	0.00% 0
<b>TOTAL</b>	<b>0</b>



## Q5 My child's individual needs are met.

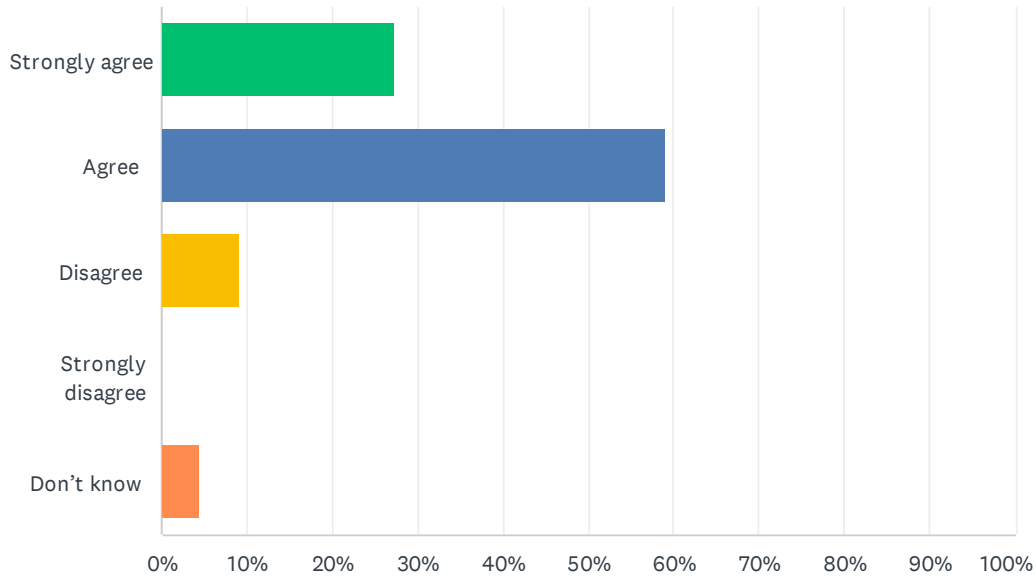
Answered: 44 Skipped: 1



ANSWER CHOICES	RESPONSES	
Strongly agree	11.36%	5
Agree	63.64%	28
Disagree	18.18%	8
Strongly disagree	2.27%	1
Don't know	4.55%	2
<b>TOTAL</b>		<b>44</b>

## Q6 My child's encouraged to do their best.

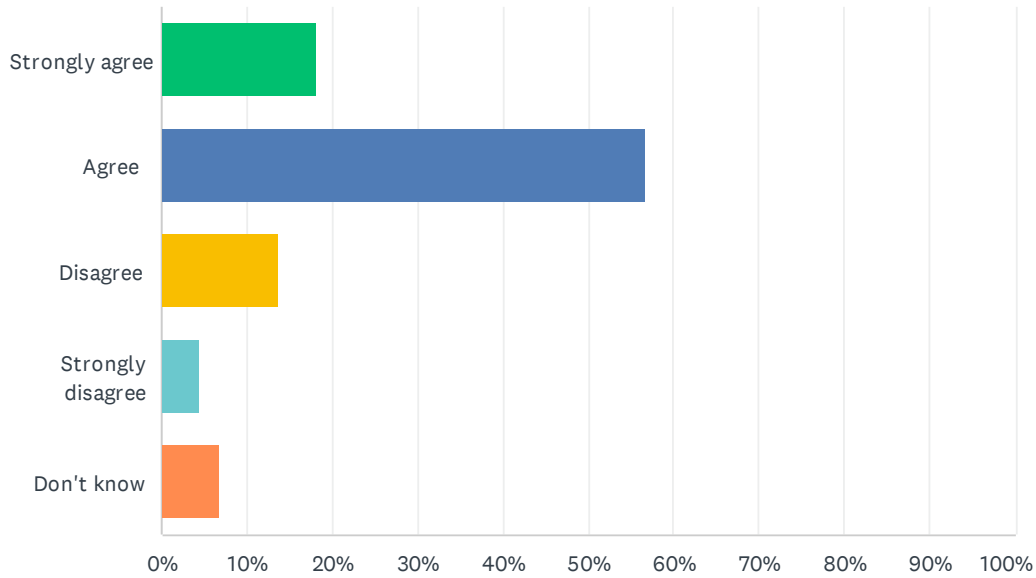
Answered: 44 Skipped: 1



ANSWER CHOICES	RESPONSES	
Strongly agree	27.27%	12
Agree	59.09%	26
Disagree	9.09%	4
Strongly disagree	0.00%	0
Don't know	4.55%	2
<b>TOTAL</b>		<b>44</b>

## Q7 My child's demonstrating growth in literacy.

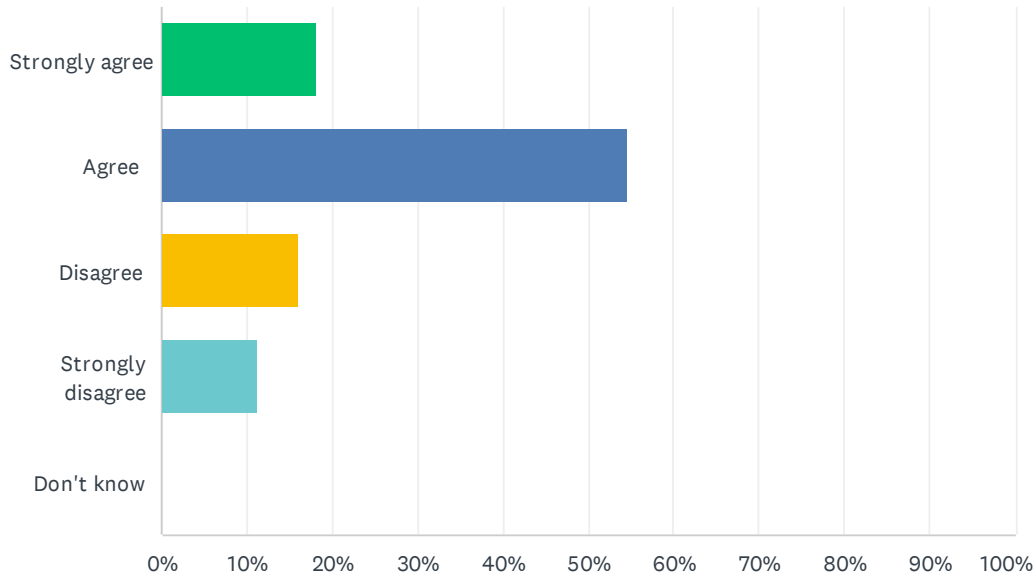
Answered: 44 Skipped: 1



ANSWER CHOICES	RESPONSES	
Strongly agree	18.18%	8
Agree	56.82%	25
Disagree	13.64%	6
Strongly disagree	4.55%	2
Don't know	6.82%	3
<b>TOTAL</b>		<b>44</b>

## Q8 My child's demonstrating growth in numeracy.

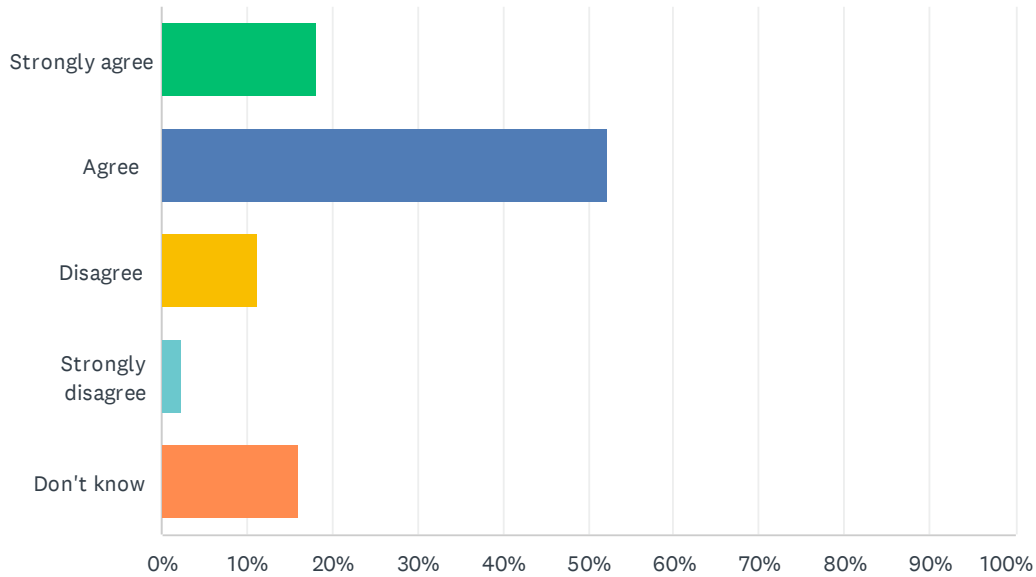
Answered: 44 Skipped: 1



ANSWER CHOICES	RESPONSES	
Strongly agree	18.18%	8
Agree	54.55%	24
Disagree	15.91%	7
Strongly disagree	11.36%	5
Don't know	0.00%	0
<b>TOTAL</b>		<b>44</b>

## Q9 My child has an understanding of First Nations, Métis and Inuit culture and history.

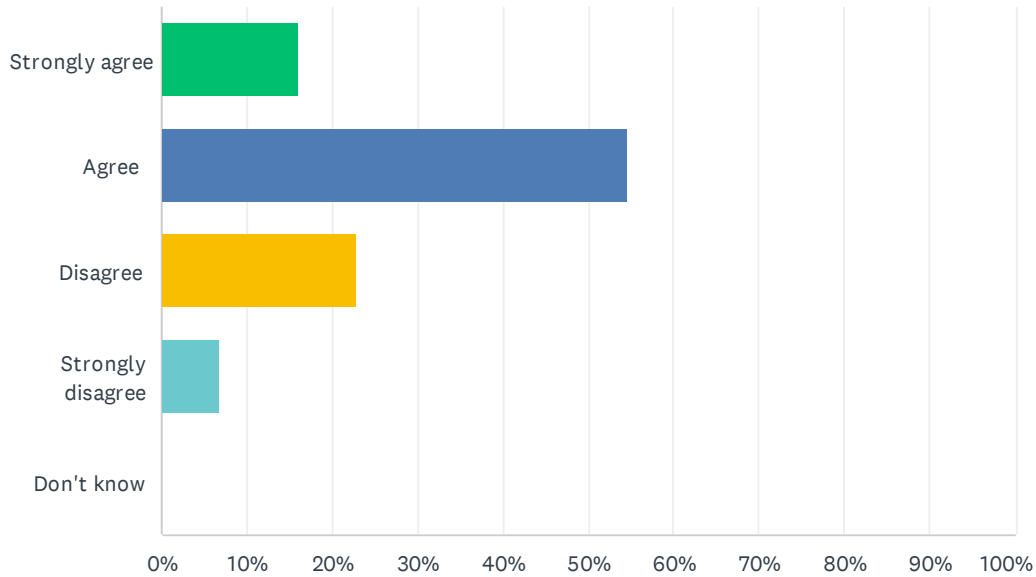
Answered: 44 Skipped: 1



ANSWER CHOICES	RESPONSES	
Strongly agree	18.18%	8
Agree	52.27%	23
Disagree	11.36%	5
Strongly disagree	2.27%	1
Don't know	15.91%	7
<b>TOTAL</b>		<b>44</b>

## Q10 My child's learning the knowledge, skills and attitudes necessary to be successful in life.

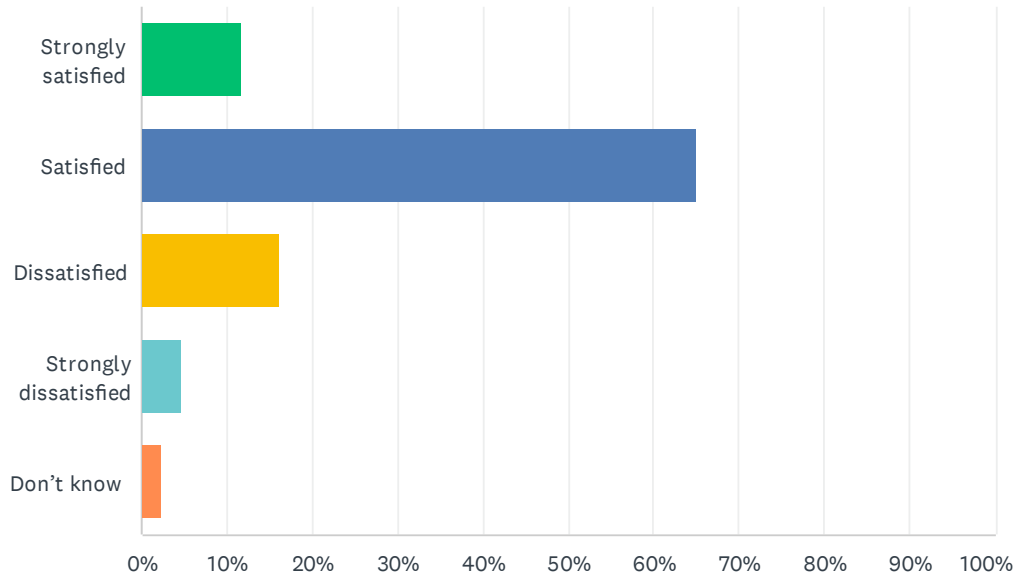
Answered: 44 Skipped: 1



ANSWER CHOICES	RESPONSES	
Strongly agree	15.91%	7
Agree	54.55%	24
Disagree	22.73%	10
Strongly disagree	6.82%	3
Don't know	0.00%	0
<b>TOTAL</b>		<b>44</b>

## Q11 How satisfied are you with the quality of education your child's receiving at school?

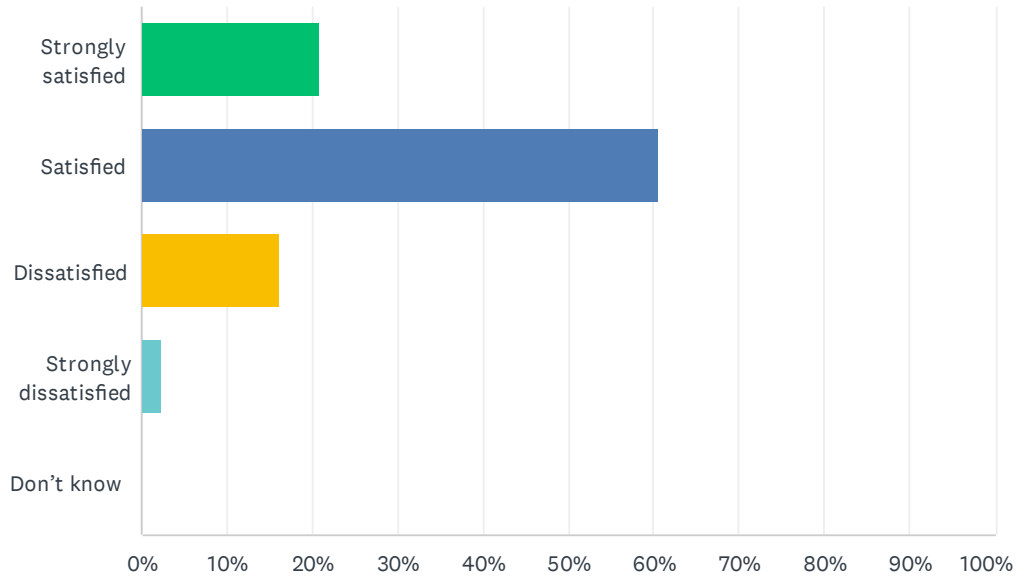
Answered: 43 Skipped: 2



ANSWER CHOICES	RESPONSES	
Strongly satisfied	11.63%	5
Satisfied	65.12%	28
Dissatisfied	16.28%	7
Strongly dissatisfied	4.65%	2
Don't know	2.33%	1
<b>TOTAL</b>		<b>43</b>

## Q12 How satisfied are you with the quality of teaching at your child's school?

Answered: 43 Skipped: 2

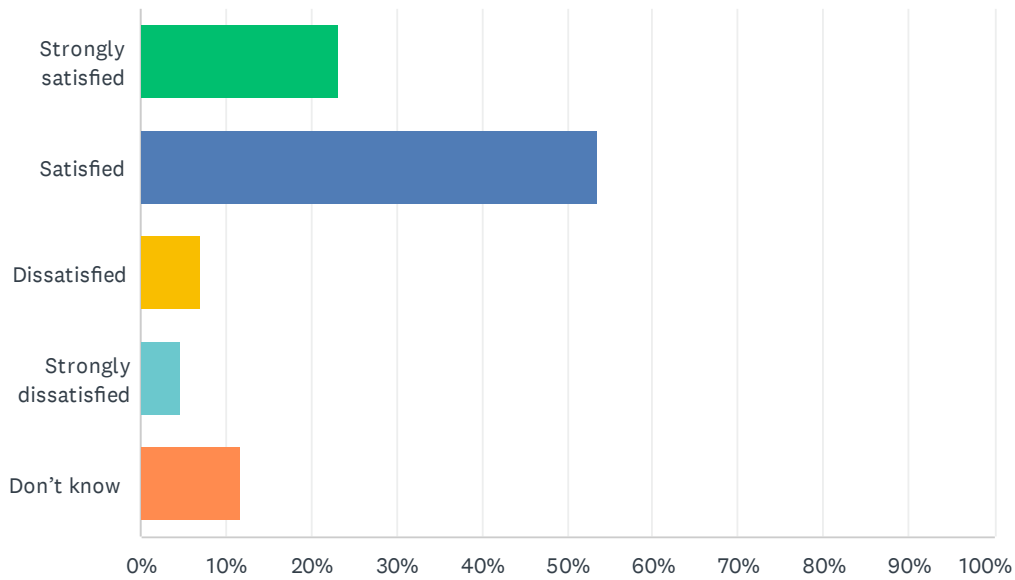


ANSWER CHOICES	RESPONSES	
Strongly satisfied	20.93%	9
Satisfied	60.47%	26
Dissatisfied	16.28%	7
Strongly dissatisfied	2.33%	1
Don't know	0.00%	0
<b>TOTAL</b>		<b>43</b>



### Q13 How satisfied are you with the leadership at your child's school?

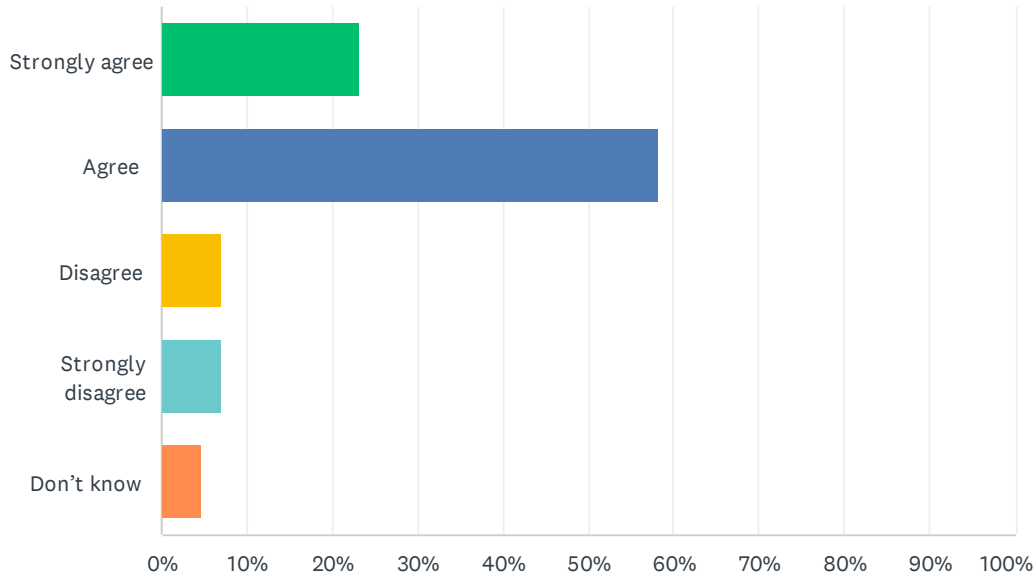
Answered: 43 Skipped: 2



ANSWER CHOICES	RESPONSES	
Strongly satisfied	23.26%	10
Satisfied	53.49%	23
Dissatisfied	6.98%	3
Strongly dissatisfied	4.65%	2
Don't know	11.63%	5
<b>TOTAL</b>		<b>43</b>

### Q14 My child’s school encourages my child to be a responsible, respectful and engaged citizen.

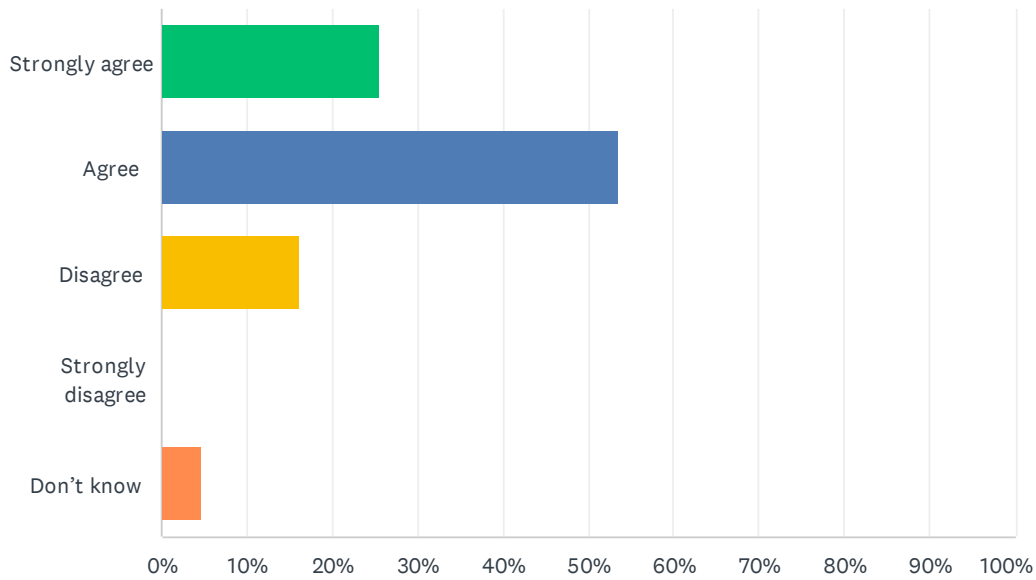
Answered: 43 Skipped: 2



ANSWER CHOICES	RESPONSES	
Strongly agree	23.26%	10
Agree	58.14%	25
Disagree	6.98%	3
Strongly disagree	6.98%	3
Don't know	4.65%	2
<b>TOTAL</b>		<b>43</b>

## Q15 School staff care about my child.

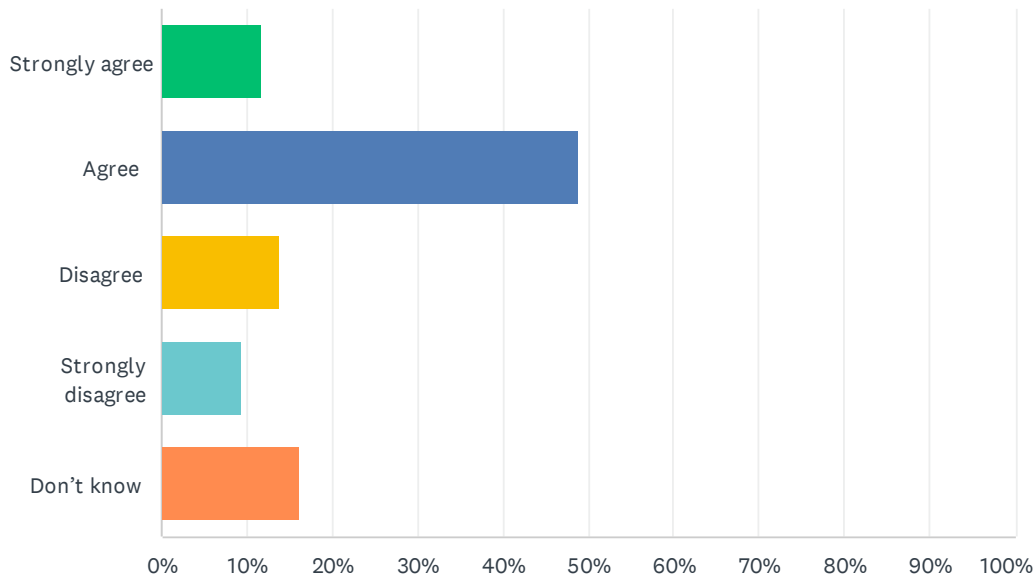
Answered: 43 Skipped: 2



ANSWER CHOICES	RESPONSES	
Strongly agree	25.58%	11
Agree	53.49%	23
Disagree	16.28%	7
Strongly disagree	0.00%	0
Don't know	4.65%	2
<b>TOTAL</b>		<b>43</b>

## Q16 My child's school handles discipline fairly and reasonably.

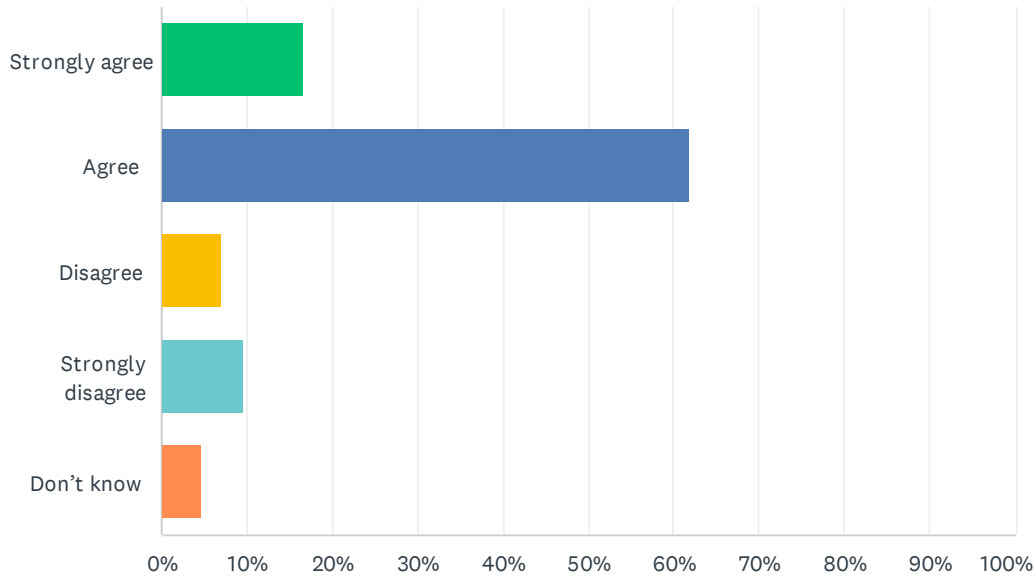
Answered: 43 Skipped: 2



ANSWER CHOICES	RESPONSES	
Strongly agree	11.63%	5
Agree	48.84%	21
Disagree	13.95%	6
Strongly disagree	9.30%	4
Don't know	16.28%	7
<b>TOTAL</b>		<b>43</b>

## Q17 My child's school is safe.

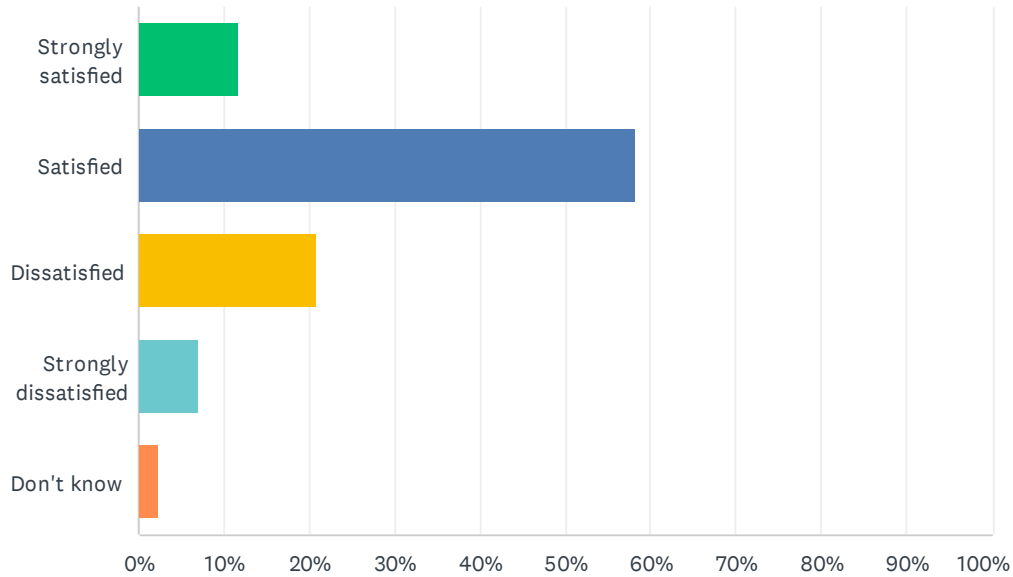
Answered: 42 Skipped: 3



ANSWER CHOICES	RESPONSES	
Strongly agree	16.67%	7
Agree	61.90%	26
Disagree	7.14%	3
Strongly disagree	9.52%	4
Don't know	4.76%	2
<b>TOTAL</b>		<b>42</b>

## Q18 How satisfied are you with the resources available to support your child's learning?

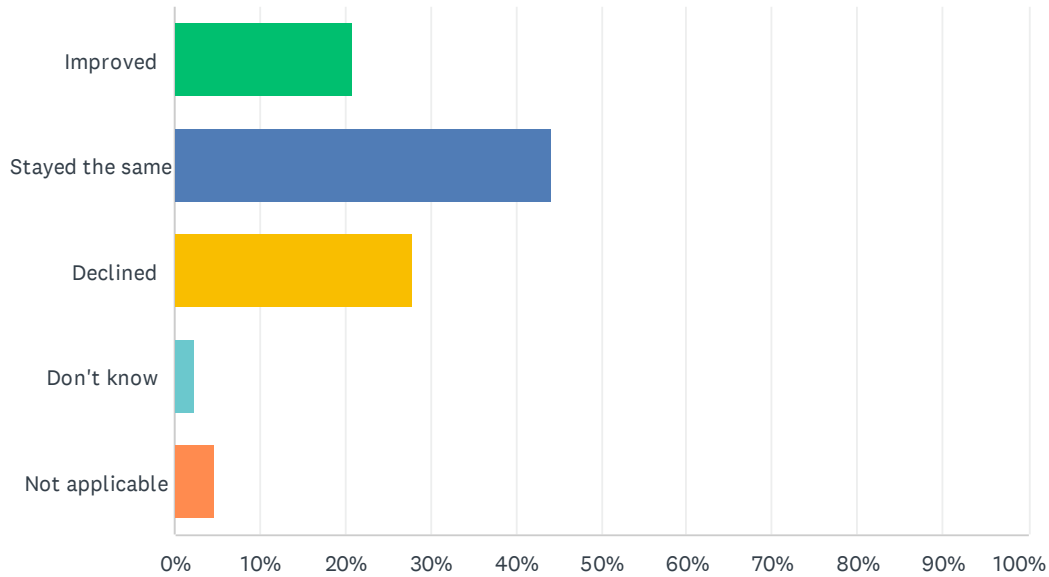
Answered: 43 Skipped: 2



ANSWER CHOICES	RESPONSES	
Strongly satisfied	11.63%	5
Satisfied	58.14%	25
Dissatisfied	20.93%	9
Strongly dissatisfied	6.98%	3
Don't know	2.33%	1
<b>TOTAL</b>		<b>43</b>

### Q19 In your opinion, has the quality of education your child's experienced improved, stayed the same or declined in the past three years?

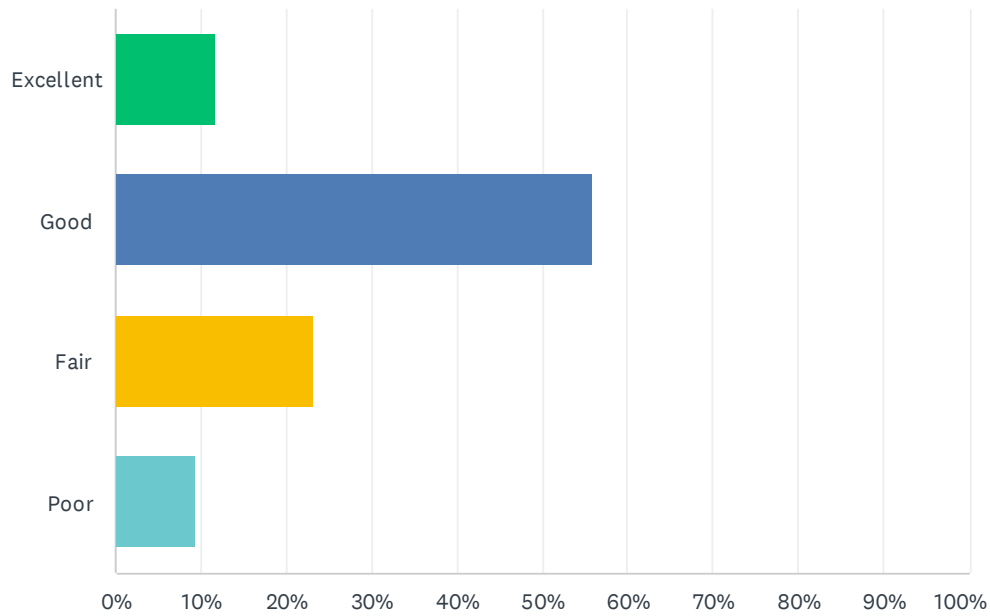
Answered: 43 Skipped: 2



ANSWER CHOICES	RESPONSES	
Improved	20.93%	9
Stayed the same	44.19%	19
Declined	27.91%	12
Don't know	2.33%	1
Not applicable	4.65%	2
<b>TOTAL</b>		<b>43</b>

## Q20 How do you rate the physical condition of your child's school?

Answered: 43 Skipped: 2

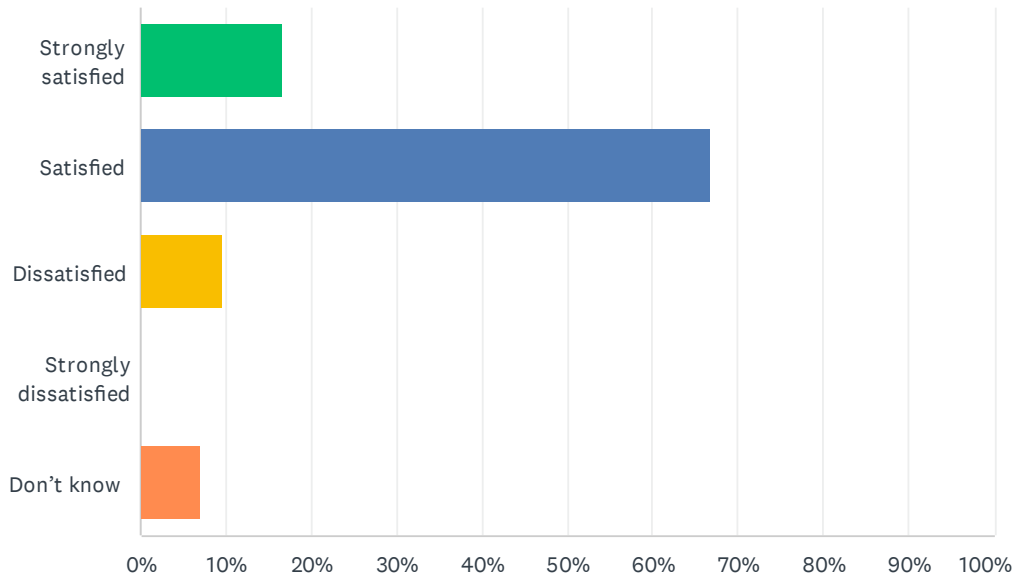


ANSWER CHOICES	RESPONSES
Excellent	11.63% 5
Good	55.81% 24
Fair	23.26% 10
Poor	9.30% 4
TOTAL	43



**Q21 How satisfied are you with the opportunities provided to be involved in your child's education? Refer to the EIPS Parent Engagement overview for examples of involvement and engagement opportunities that help support student success.**

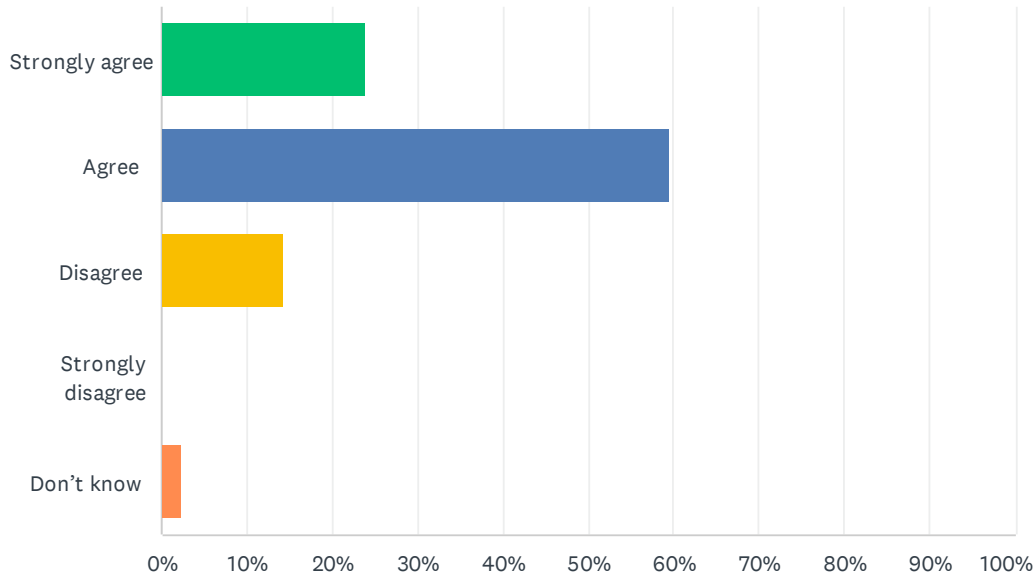
Answered: 42 Skipped: 3



ANSWER CHOICES	RESPONSES	
Strongly satisfied	16.67%	7
Satisfied	66.67%	28
Dissatisfied	9.52%	4
Strongly dissatisfied	0.00%	0
Don't know	7.14%	3
<b>TOTAL</b>		<b>42</b>

## Q22 The school keeps me informed about my child's progress and achievement.

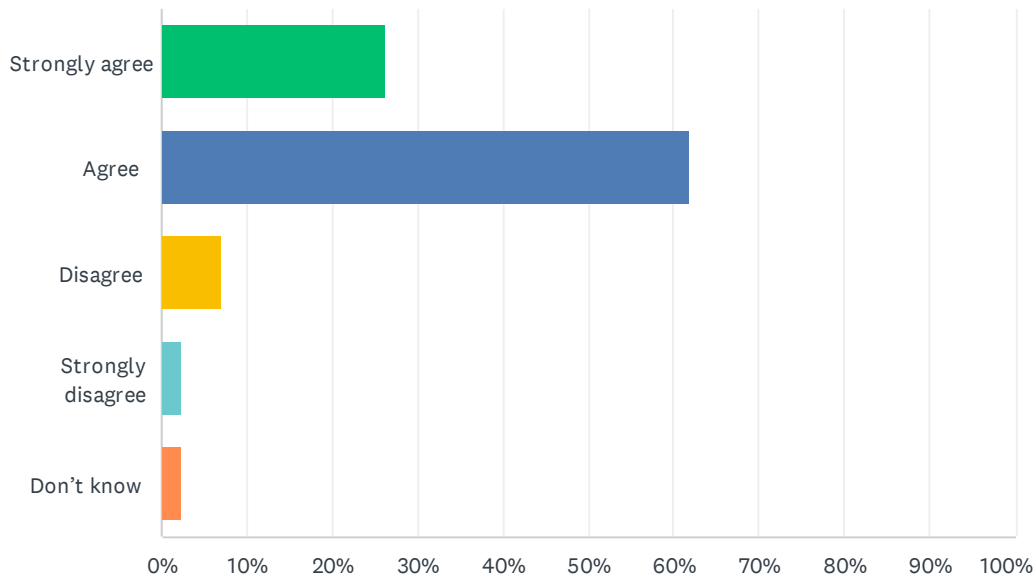
Answered: 42 Skipped: 3



ANSWER CHOICES	RESPONSES	
Strongly agree	23.81%	10
Agree	59.52%	25
Disagree	14.29%	6
Strongly disagree	0.00%	0
Don't know	2.38%	1
<b>TOTAL</b>		<b>42</b>

## Q23 There is open and honest communication within my child's school.

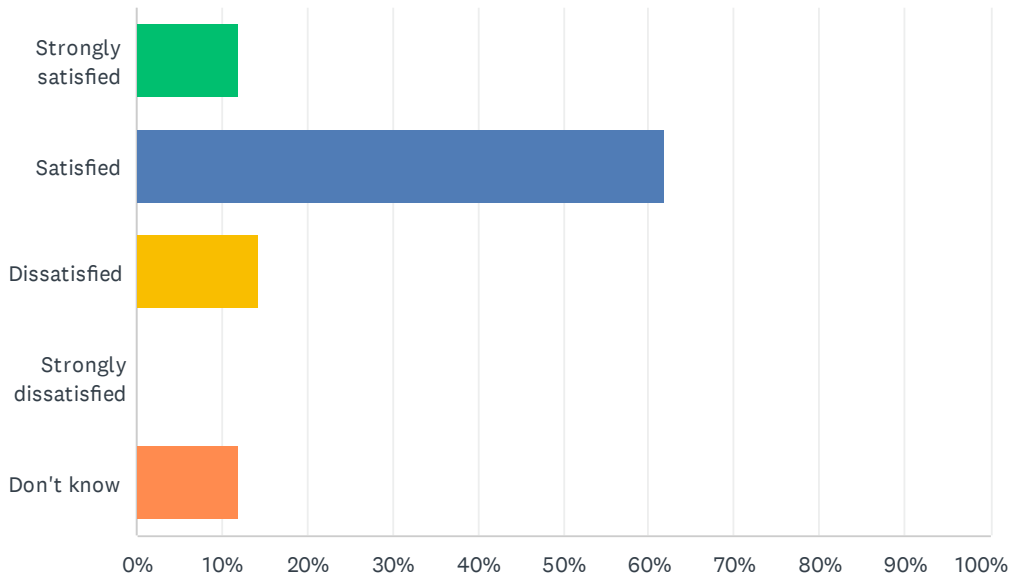
Answered: 42 Skipped: 3



ANSWER CHOICES	RESPONSES	
Strongly agree	26.19%	11
Agree	61.90%	26
Disagree	7.14%	3
Strongly disagree	2.38%	1
Don't know	2.38%	1
<b>TOTAL</b>		<b>42</b>

## Q24 How satisfied are you with the Division’s commitment to engaging stakeholders—including parents and caregivers—about matters that affect decision-making and public education?

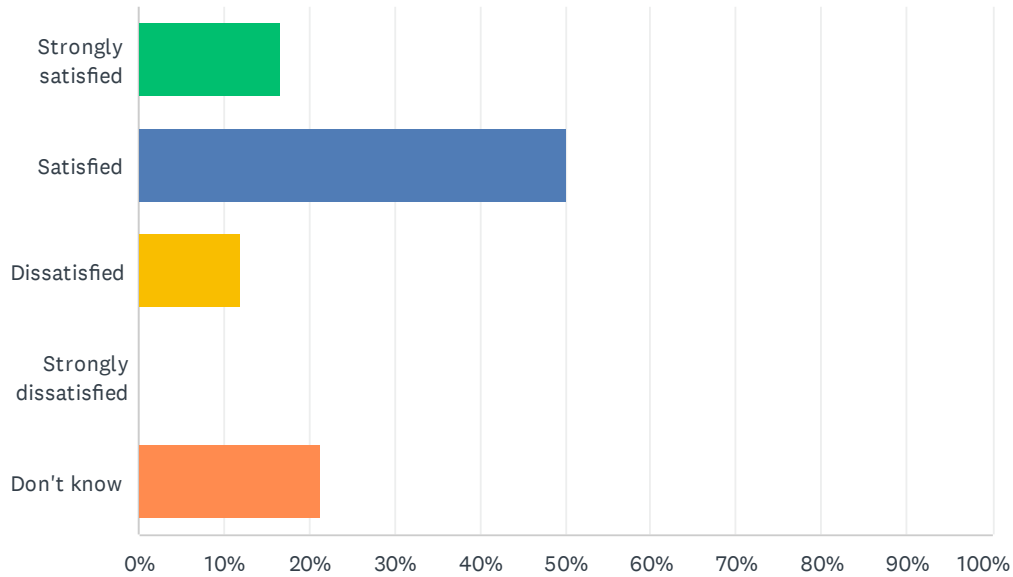
Answered: 42 Skipped: 3



ANSWER CHOICES	RESPONSES
Strongly satisfied	11.90% 5
Satisfied	61.90% 26
Dissatisfied	14.29% 6
Strongly dissatisfied	0.00% 0
Don't know	11.90% 5
<b>TOTAL</b>	<b>42</b>

## Q25 How satisfied are you with the Division’s commitment to advocating for public education?

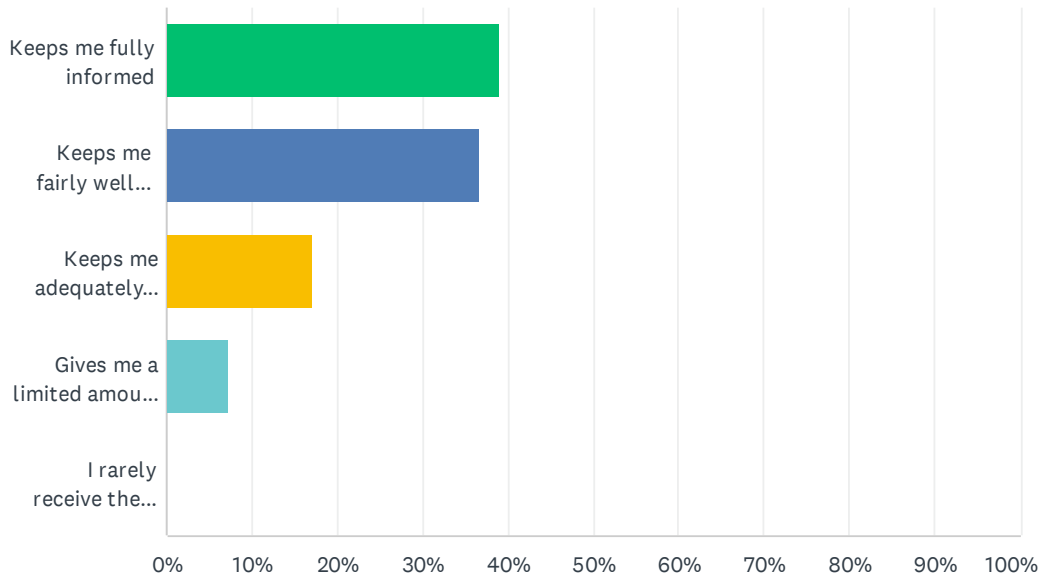
Answered: 42 Skipped: 3



ANSWER CHOICES	RESPONSES	
Strongly satisfied	16.67%	7
Satisfied	50.00%	21
Dissatisfied	11.90%	5
Strongly dissatisfied	0.00%	0
Don't know	21.43%	9
<b>TOTAL</b>		<b>42</b>

Q26 Elk Island Public Schools appreciates the opportunity to stay connected with parents about news, activities, programs and other matters of importance. What is your impression of the communication you receive from your child's school?

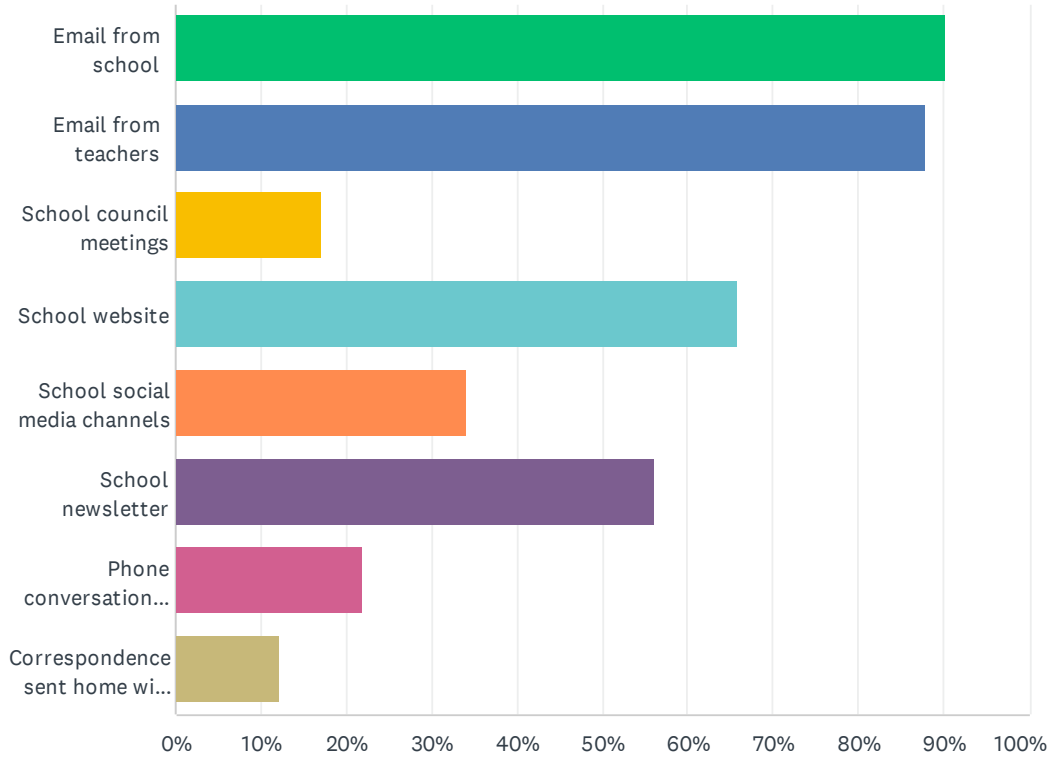
Answered: 41 Skipped: 4



ANSWER CHOICES	RESPONSES	
Keeps me fully informed	39.02%	16
Keeps me fairly well informed	36.59%	15
Keeps me adequately informed	17.07%	7
Gives me a limited amount of information	7.32%	3
I rarely receive the information I need	0.00%	0
<b>TOTAL</b>		<b>41</b>

## Q27 Do you regularly make use of the following to keep up to date on school activities, programs, etc.? Check all that apply.

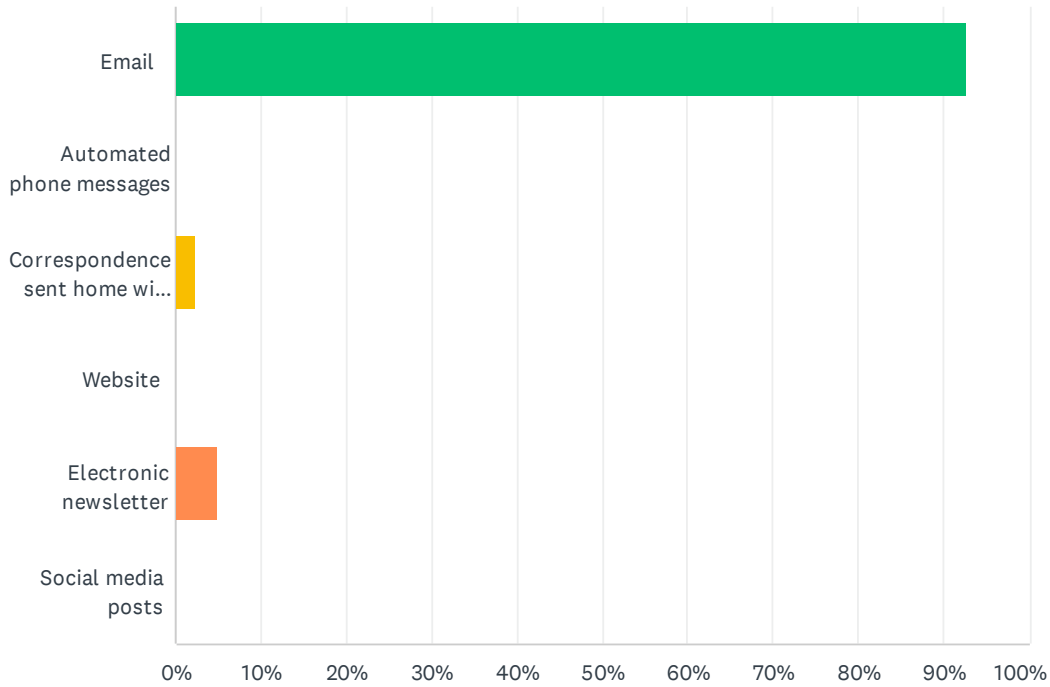
Answered: 41 Skipped: 4



ANSWER CHOICES	RESPONSES	
Email from school	90.24%	37
Email from teachers	87.80%	36
School council meetings	17.07%	7
School website	65.85%	27
School social media channels	34.15%	14
School newsletter	56.10%	23
Phone conversations with the school or teachers	21.95%	9
Correspondence sent home with my child	12.20%	5
Total Respondents: 41		

## Q28 What is your most preferred method of communication from the school and Division?

Answered: 41 Skipped: 4

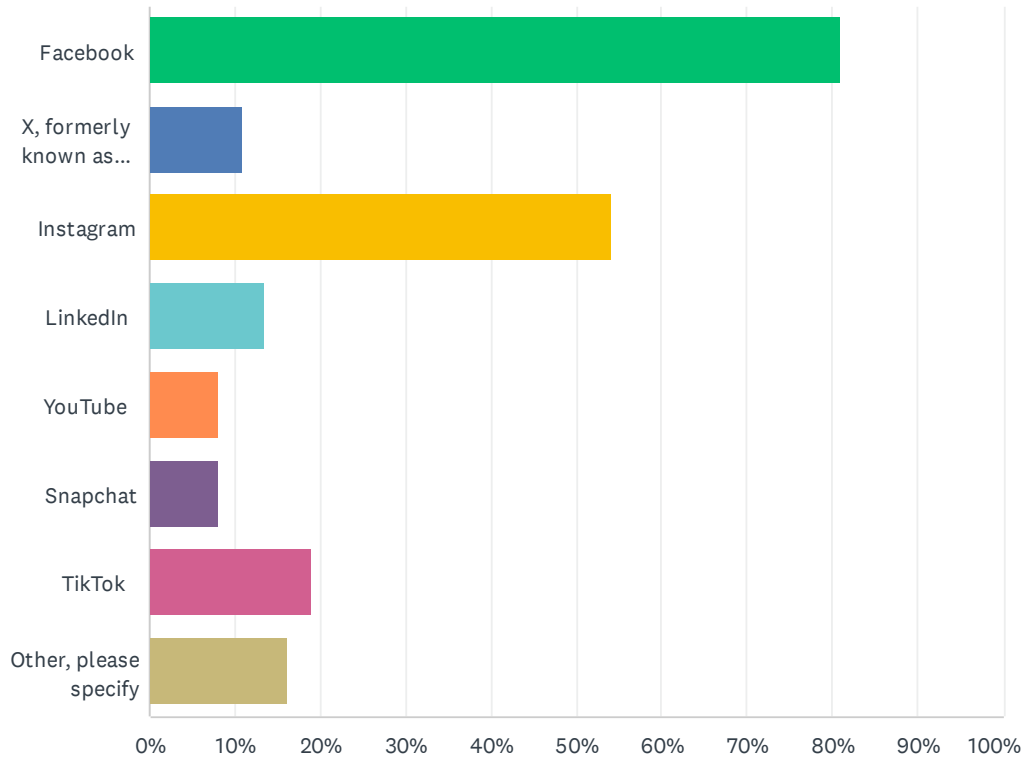


ANSWER CHOICES	RESPONSES	
Email	92.68%	38
Automated phone messages	0.00%	0
Correspondence sent home with my child	2.44%	1
Website	0.00%	0
Electronic newsletter	4.88%	2
Social media posts	0.00%	0
<b>TOTAL</b>		<b>41</b>



### Q29 The Division and schools often share news and information on social media. Which of the following platforms do you use? Check all that apply.

Answered: 37 Skipped: 8



ANSWER CHOICES	RESPONSES
Facebook	81.08% 30
X, formerly known as Twitter	10.81% 4
Instagram	54.05% 20
LinkedIn	13.51% 5
YouTube	8.11% 3
Snapchat	8.11% 3
TikTok	18.92% 7
Other, please specify	16.22% 6
Total Respondents: 37	

#	OTHER, PLEASE SPECIFY	DATE
1	E mail	3/19/2024 10:42 PM
2	none	3/18/2024 1:09 PM
3	None	3/18/2024 11:42 AM

## 2023-24 EIPS Annual Feedback Survey: For Parents and Caregivers

4	Emails	3/14/2024 2:24 PM
5	Honestly don't think any are safe	3/1/2024 2:06 PM
6	none	3/1/2024 10:45 AM